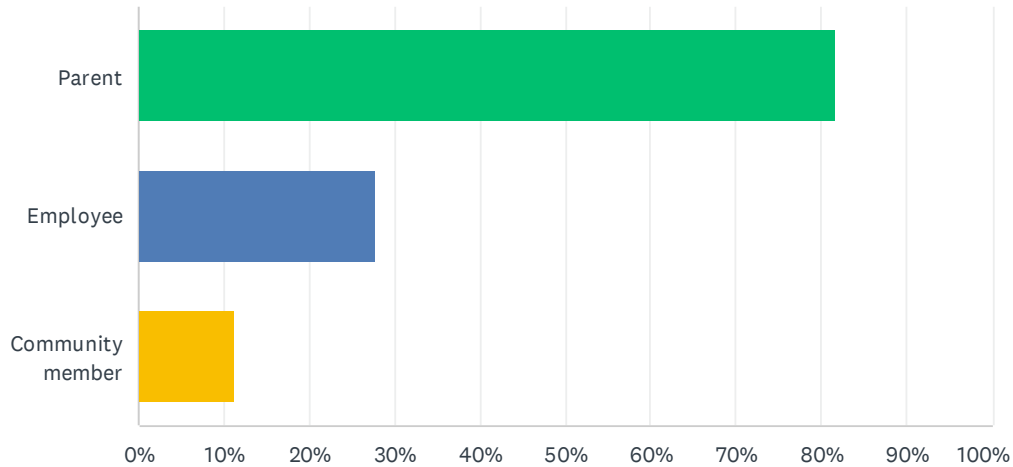


Q1 I am a Wentzville School District (you may choose more than one answer)

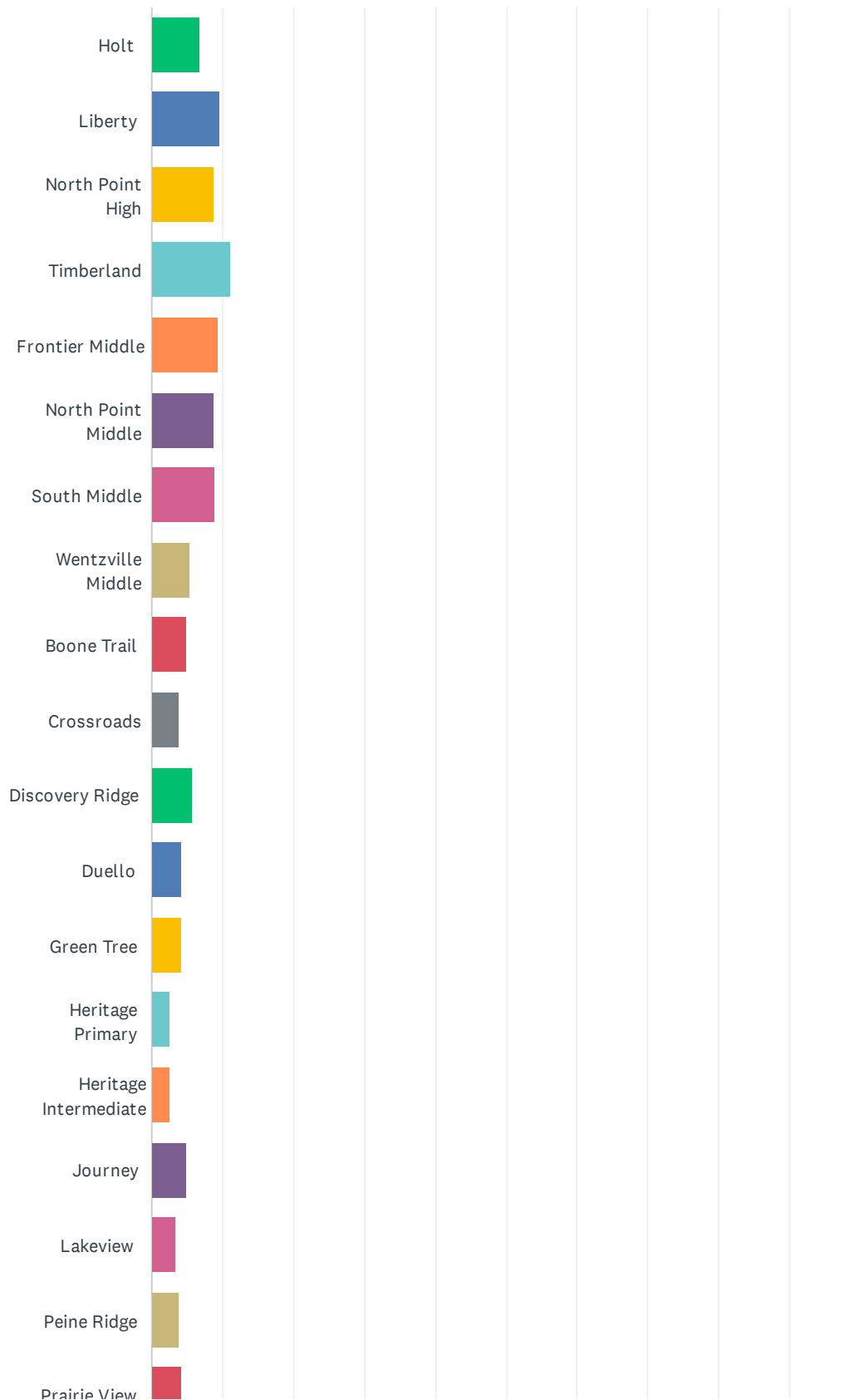
Answered: 1,512 Skipped: 0

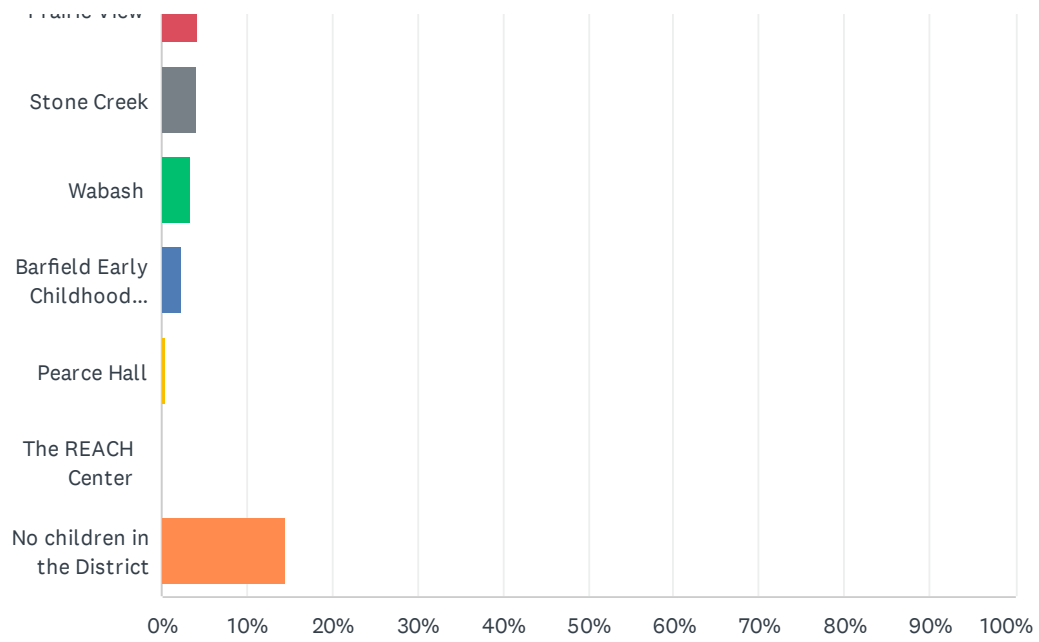


ANSWER CHOICES	RESPONSES	
Parent	81.68%	1,235
Employee	27.71%	419
Community member	11.31%	171
Total Respondents: 1,512		

Q2 I have children that attend the following schools:

Answered: 1,479 Skipped: 33

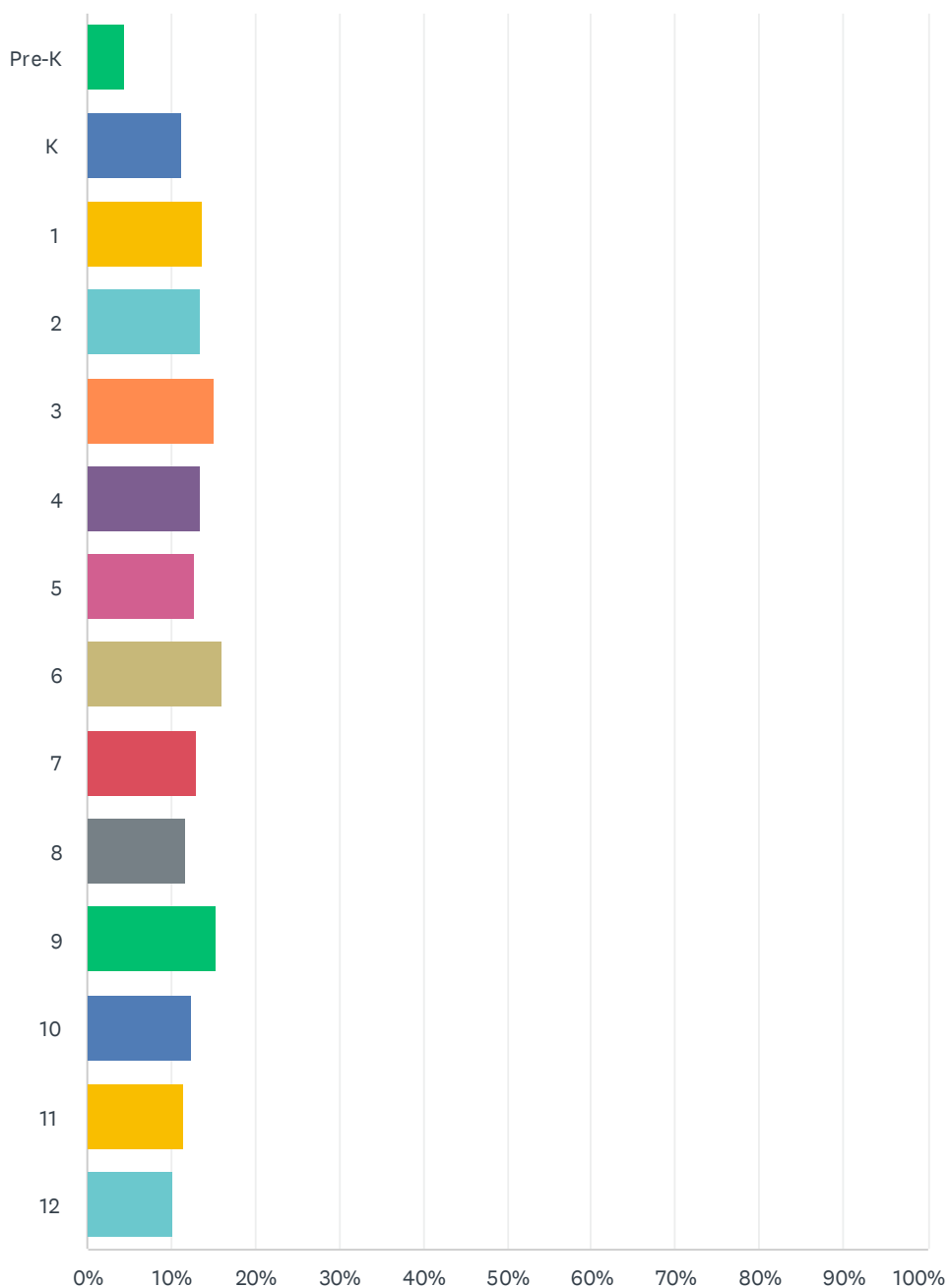




ANSWER CHOICES	RESPONSES	
Holt	6.76%	100
Liberty	9.53%	141
North Point High	8.65%	128
Timberland	11.02%	163
Frontier Middle	9.40%	139
North Point Middle	8.65%	128
South Middle	8.99%	133
Wentzville Middle	5.34%	79
Boone Trail	4.94%	73
Crossroads	3.79%	56
Discovery Ridge	5.75%	85
Duello	4.19%	62
Green Tree	4.33%	64
Heritage Primary	2.64%	39
Heritage Intermediate	2.57%	38
Journey	4.94%	73
Lakeview	3.52%	52
Peine Ridge	3.79%	56
Prairie View	4.19%	62
Stone Creek	3.99%	59
Wabash	3.38%	50
Barfield Early Childhood Special Education Center	2.43%	36
Pearce Hall	0.41%	6
The REACH Center	0.07%	1
No children in the District	14.60%	216
Total Respondents: 1,479		

Q3 What is/are your child(ren)'s grade level(s)?

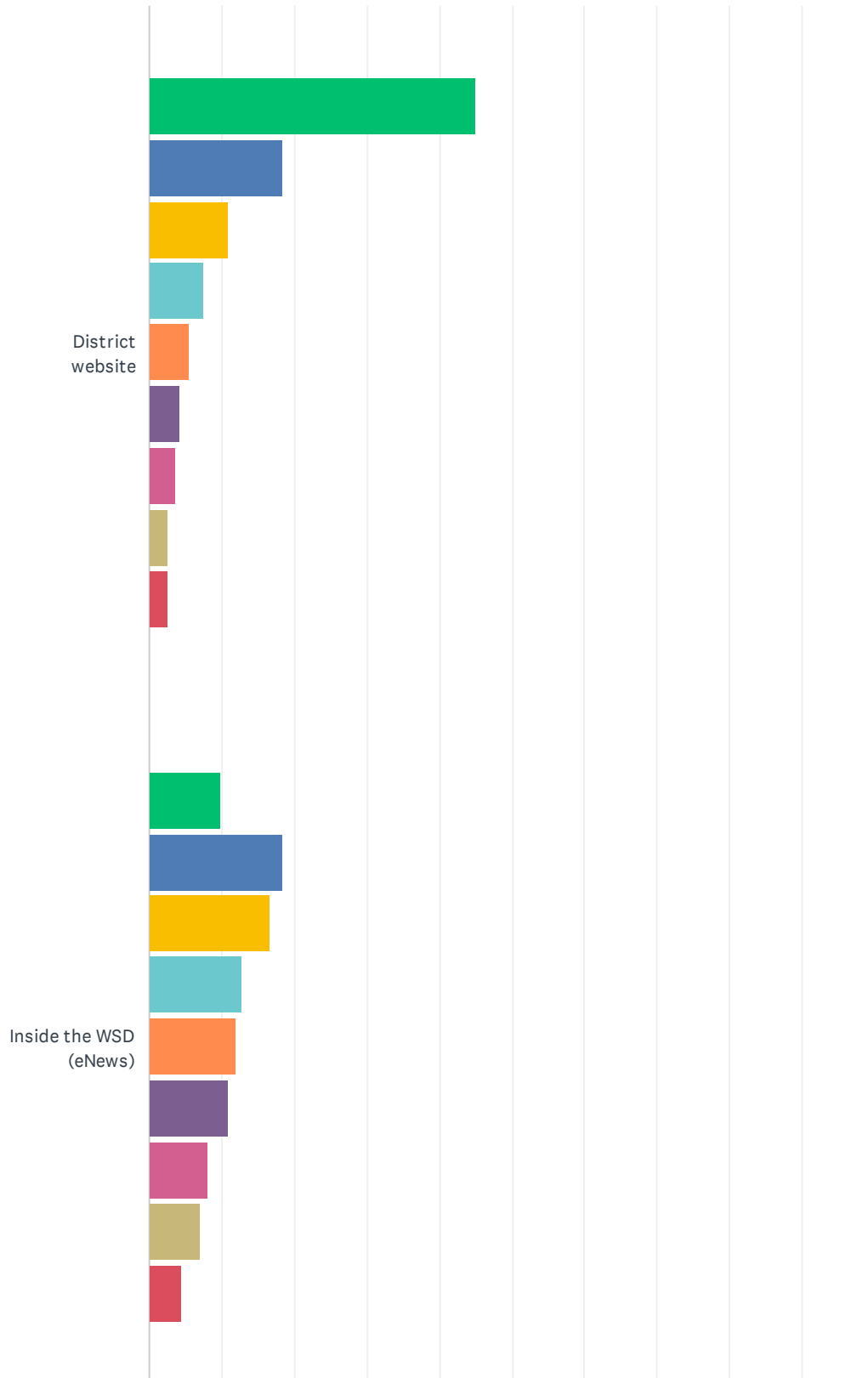
Answered: 1,269 Skipped: 243

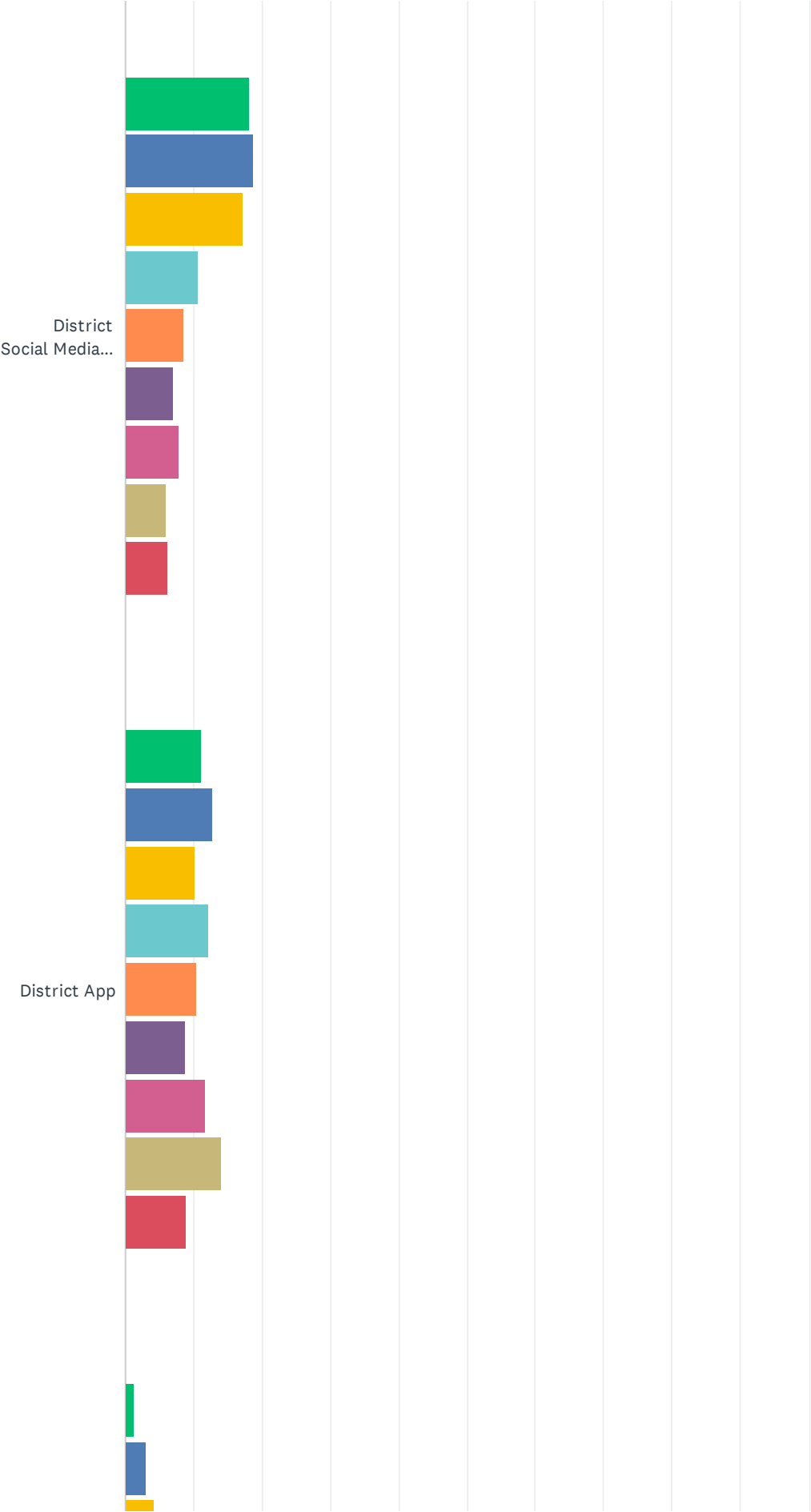


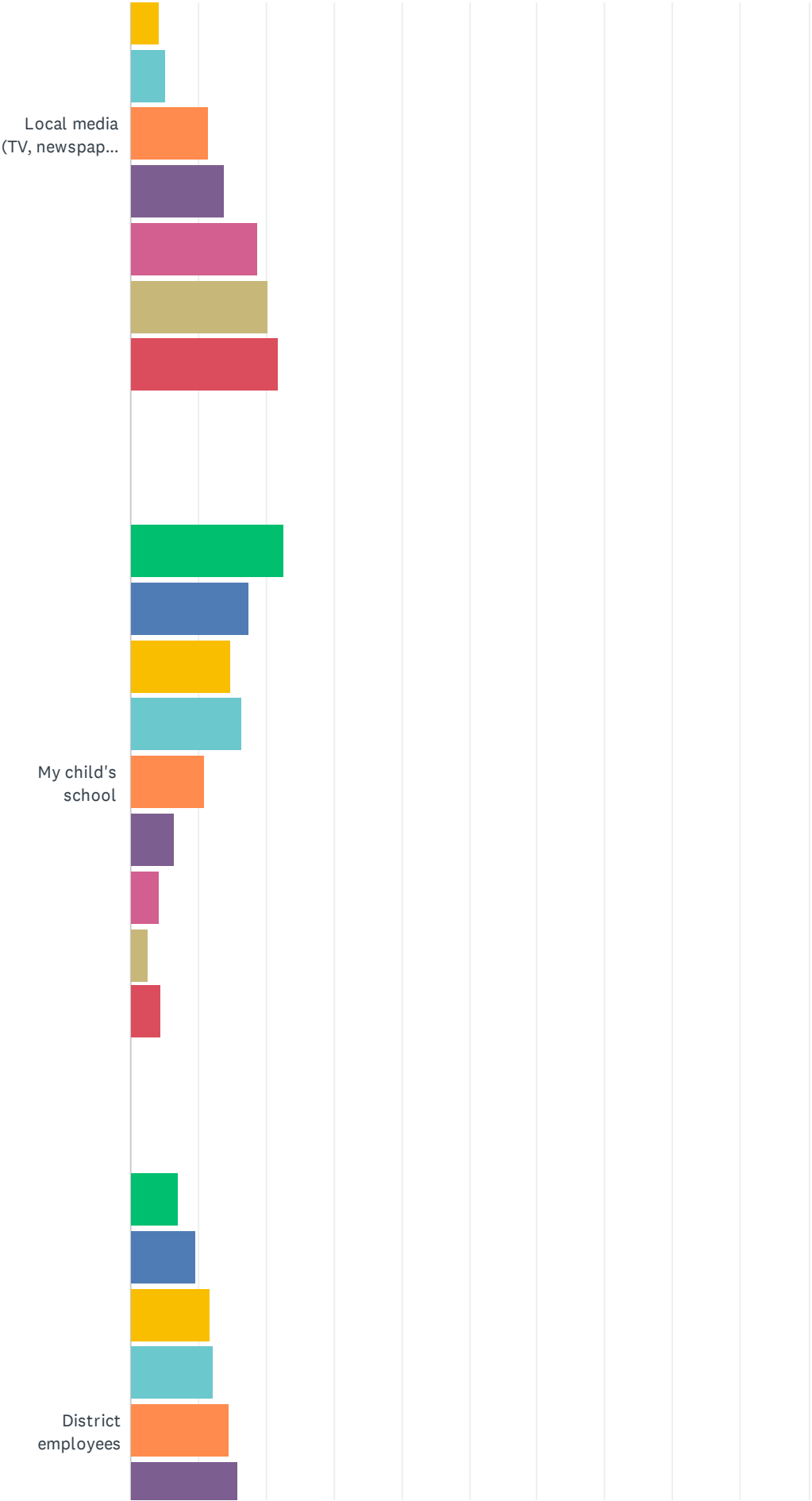
ANSWER CHOICES	RESPONSES	
Pre-K	4.57%	58
K	11.27%	143
1	13.71%	174
2	13.48%	171
3	15.13%	192
4	13.48%	171
5	12.69%	161
6	15.92%	202
7	13.08%	166
8	11.74%	149
9	15.29%	194
10	12.37%	157
11	11.51%	146
12	10.17%	129
Total Respondents: 1,269		

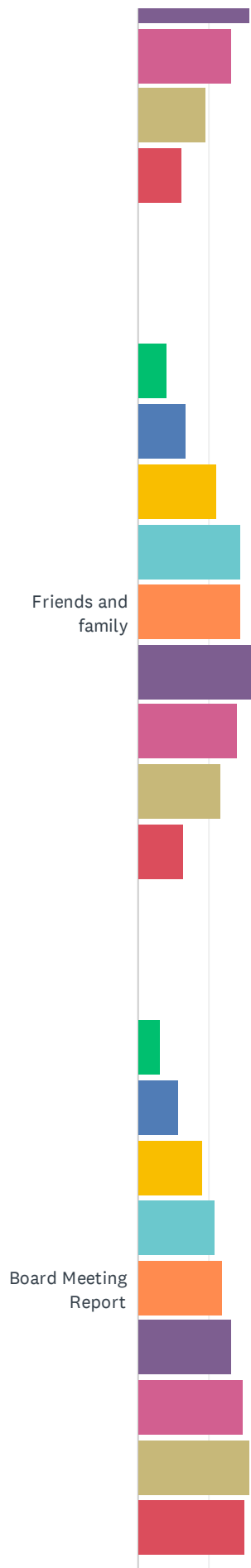
Q4 When looking for information about the Wentzville School District, I usually go to (please rank in order of preference):

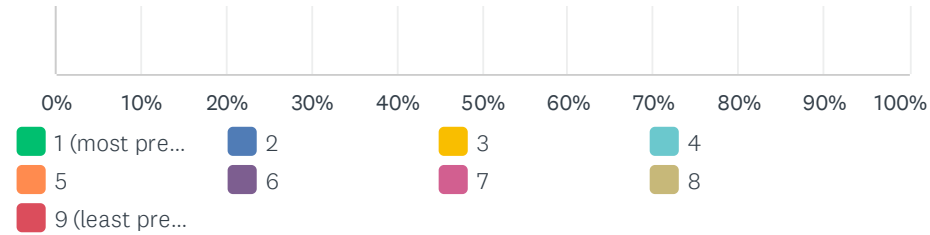
Answered: 1,475 Skipped: 37







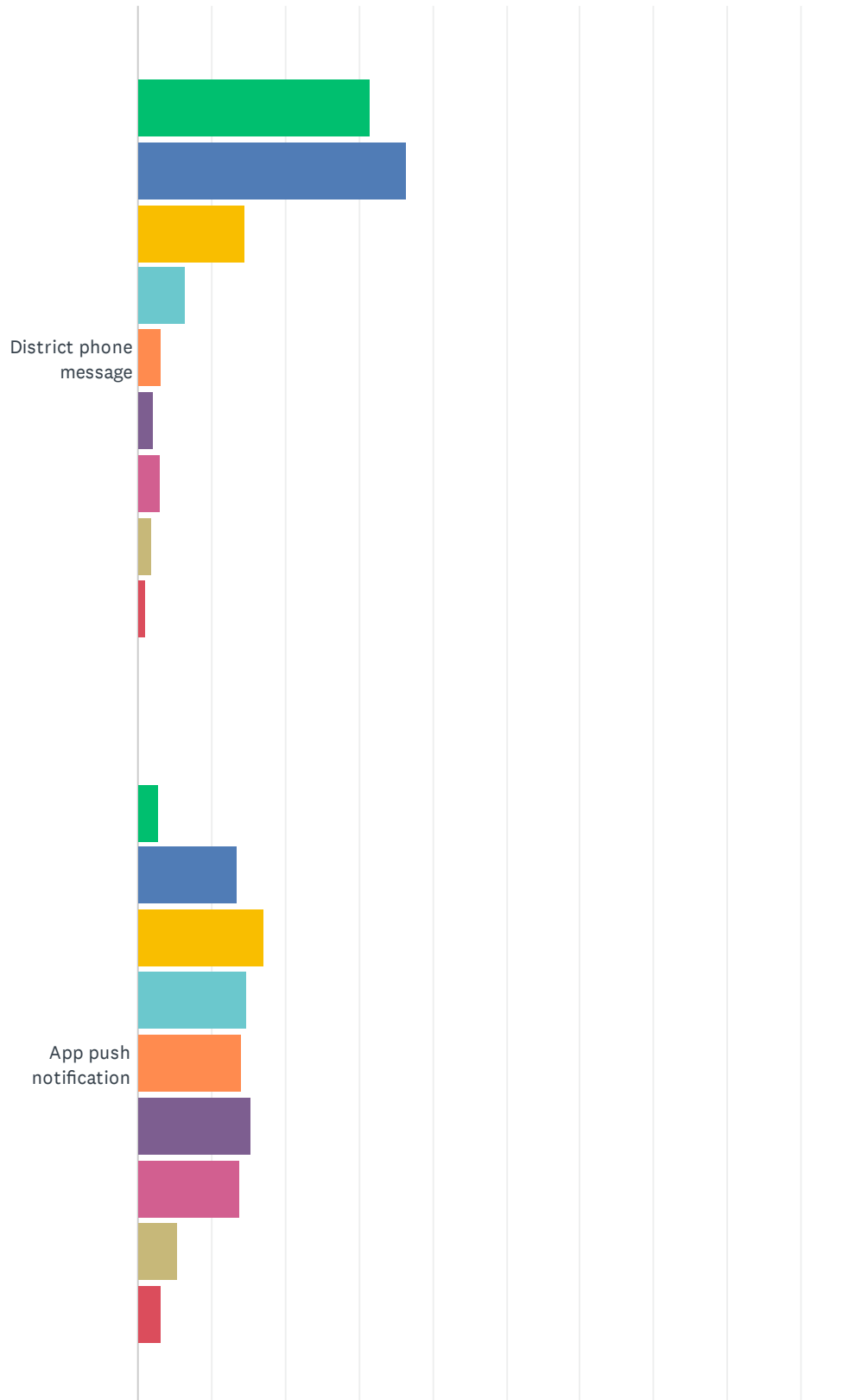


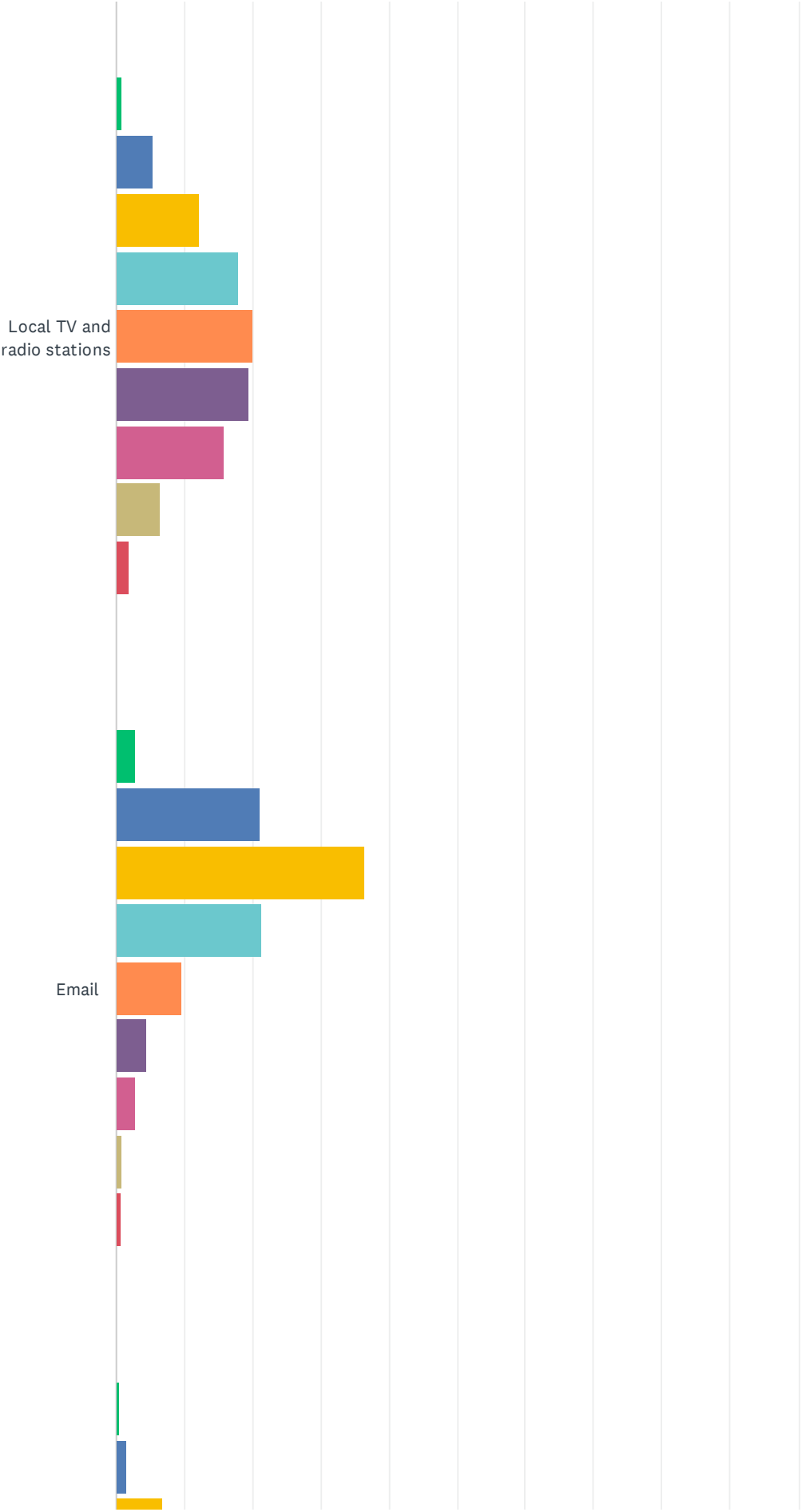


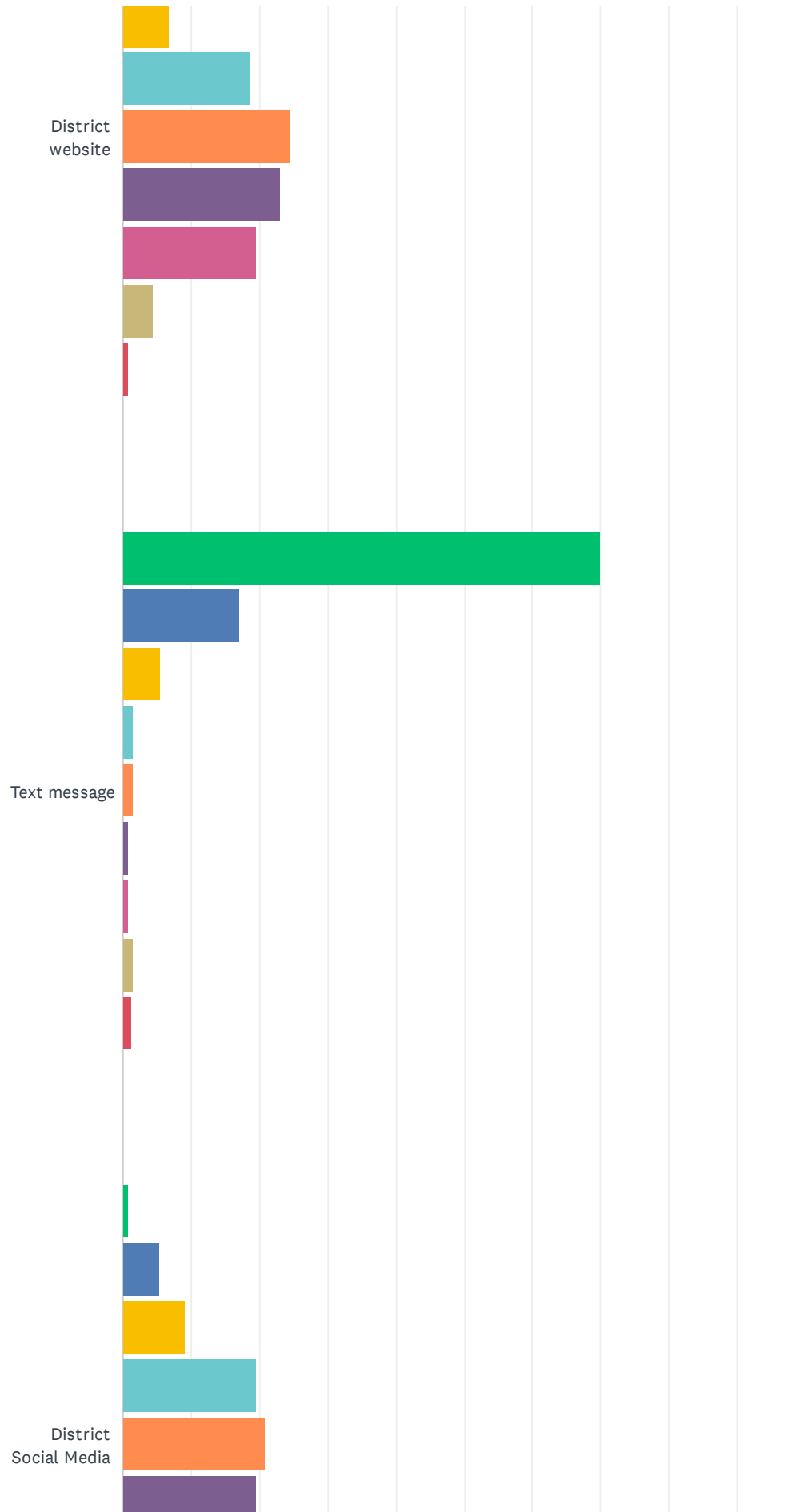
	1 (MOST PREFERRED)	2	3	4	5	6	7	8	9 (LEAST PREFERRED)	TOTAL
District website	44.97% 568	18.29% 231	10.93% 138	7.36% 93	5.54% 70	4.20% 53	3.64% 46	2.45% 31	2.61% 33	1,263
Inside the WSD (eNews)	9.78% 100	18.28% 187	16.72% 171	12.81% 131	11.93% 122	10.85% 111	8.02% 82	7.14% 73	4.50% 46	1,023
District Social Media (Facebook, Twitter, Instagram)	18.06% 196	18.71% 203	17.24% 187	10.60% 115	8.48% 92	7.00% 76	7.83% 85	5.99% 65	6.08% 66	1,085
District App	11.04% 111	12.84% 129	10.15% 102	12.14% 122	10.45% 105	8.76% 88	11.74% 118	14.03% 141	8.86% 89	1,005
Local media (TV, newspaper, website)	1.20% 11	3.04% 28	4.35% 40	5.22% 48	11.41% 105	13.91% 128	18.80% 173	20.33% 187	21.74% 200	920
My child's school	22.59% 241	17.43% 186	14.81% 158	16.49% 176	10.97% 117	6.47% 69	4.22% 45	2.53% 27	4.50% 48	1,067
District employees	7.08% 68	9.58% 92	11.77% 113	12.19% 117	14.58% 140	15.83% 152	13.13% 126	9.69% 93	6.15% 59	960
Friends and family	3.98% 39	6.73% 66	11.11% 109	14.58% 143	14.58% 143	16.72% 164	14.07% 138	11.82% 116	6.42% 63	981
Board Meeting Report	3.25% 33	5.82% 59	9.07% 92	10.95% 111	12.03% 122	13.21% 134	14.89% 151	15.68% 159	15.09% 153	1,014

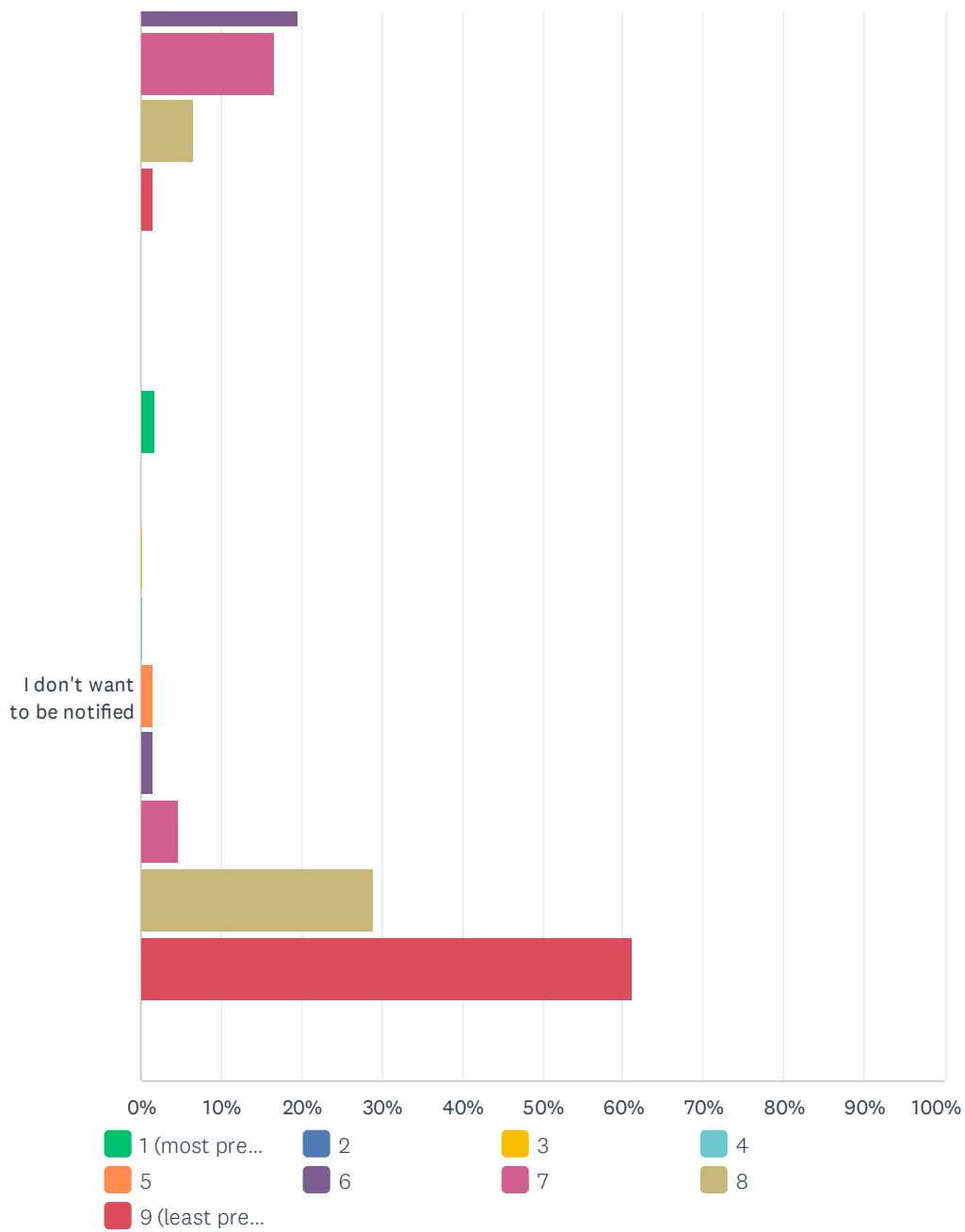
Q5 When schools are closed because of inclement weather, I prefer to be notified by (please rank in order of preference):

Answered: 1,495 Skipped: 17





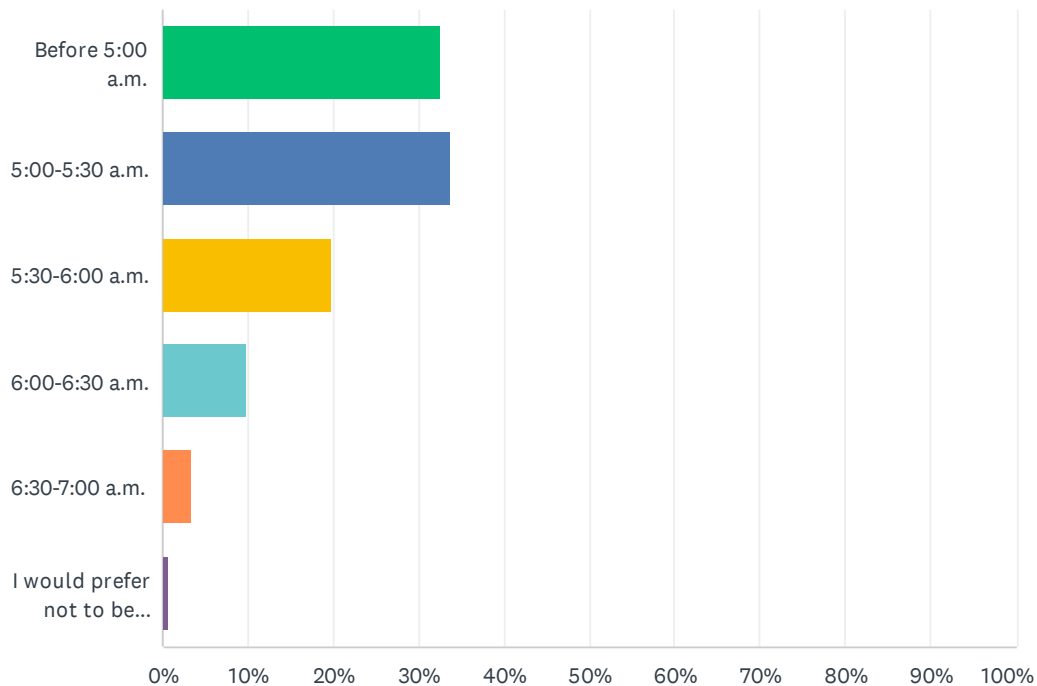




	1 (MOST PREFERRED)	2	3	4	5	6	7	8	9 (LEAST PREFERRED)	TOTAL
District phone message	31.45% 385	36.44% 446	14.46% 177	6.45% 79	3.10% 38	2.04% 25	2.94% 36	1.96% 24	1.14% 14	1,224
App push notification	2.76% 27	13.38% 131	17.16% 168	14.81% 145	14.10% 138	15.42% 151	13.79% 135	5.31% 52	3.27% 32	979
Local TV and radio stations	0.82% 8	5.34% 52	12.23% 119	17.99% 175	20.14% 196	19.32% 188	15.72% 153	6.47% 63	1.95% 19	973
Email	2.67% 29	21.07% 229	36.52% 397	21.34% 232	9.66% 105	4.51% 49	2.76% 30	0.83% 9	0.64% 7	1,087
District website	0.36% 3	1.55% 13	6.79% 57	18.81% 158	24.52% 206	22.98% 193	19.52% 164	4.52% 38	0.95% 8	840
Text message	69.93% 951	17.13% 233	5.51% 75	1.54% 21	1.47% 20	0.81% 11	0.96% 13	1.40% 19	1.25% 17	1,360
District Social Media	0.92% 9	5.31% 52	9.08% 89	19.59% 192	20.82% 204	19.69% 193	16.53% 162	6.53% 64	1.53% 15	980
I don't want to be notified	1.72% 11	0.00% 0	0.31% 2	0.16% 1	1.41% 9	1.41% 9	4.70% 30	29.00% 185	61.29% 391	638

Q6 On days when school is called off because of inclement weather, what is the best time to receive the District phone message and text in the morning?

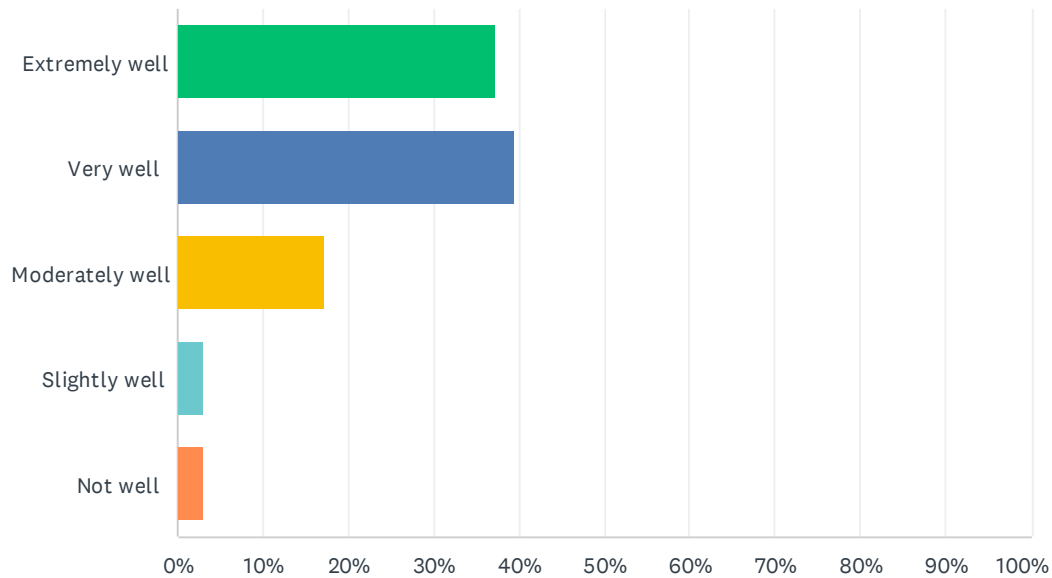
Answered: 1,494 Skipped: 18



ANSWER CHOICES	RESPONSES	
Before 5:00 a.m.	32.53%	486
5:00-5:30 a.m.	33.60%	502
5:30-6:00 a.m.	19.88%	297
6:00-6:30 a.m.	9.91%	148
6:30-7:00 a.m.	3.35%	50
I would prefer not to be called	0.74%	11
TOTAL		1,494

Q7 How well does the District communicate emergency information?

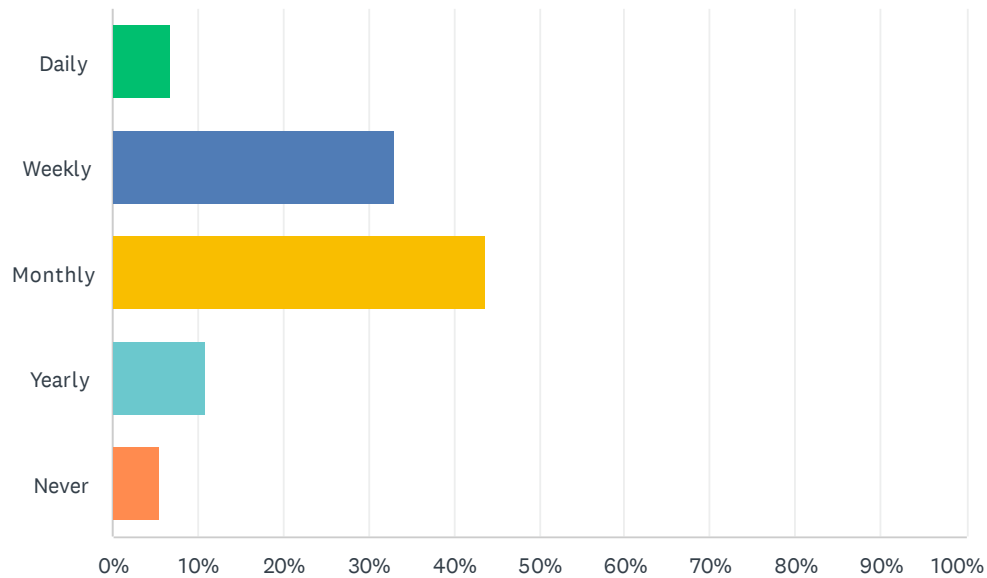
Answered: 1,495 Skipped: 17



ANSWER CHOICES	RESPONSES	
Extremely well	37.39%	559
Very well	39.40%	589
Moderately well	17.32%	259
Slightly well	2.94%	44
Not well	2.94%	44
TOTAL		1,495

Q8 How often do you visit the District website?

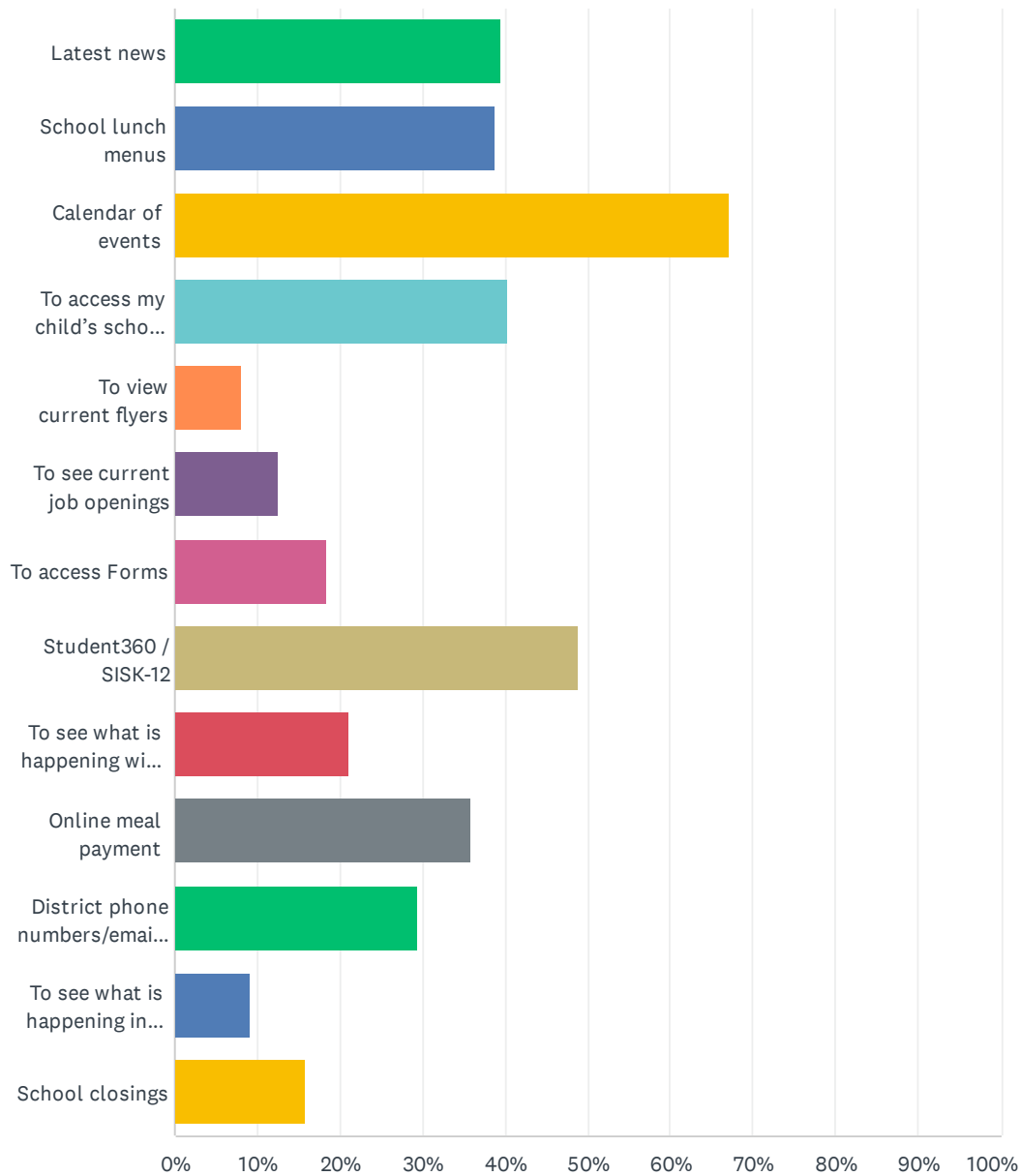
Answered: 1,447 Skipped: 65



ANSWER CHOICES	RESPONSES	
Daily	6.77%	98
Weekly	33.10%	479
Monthly	43.81%	634
Yearly	10.78%	156
Never	5.53%	80
TOTAL		1,447

Q9 What information do you look for on the District website?

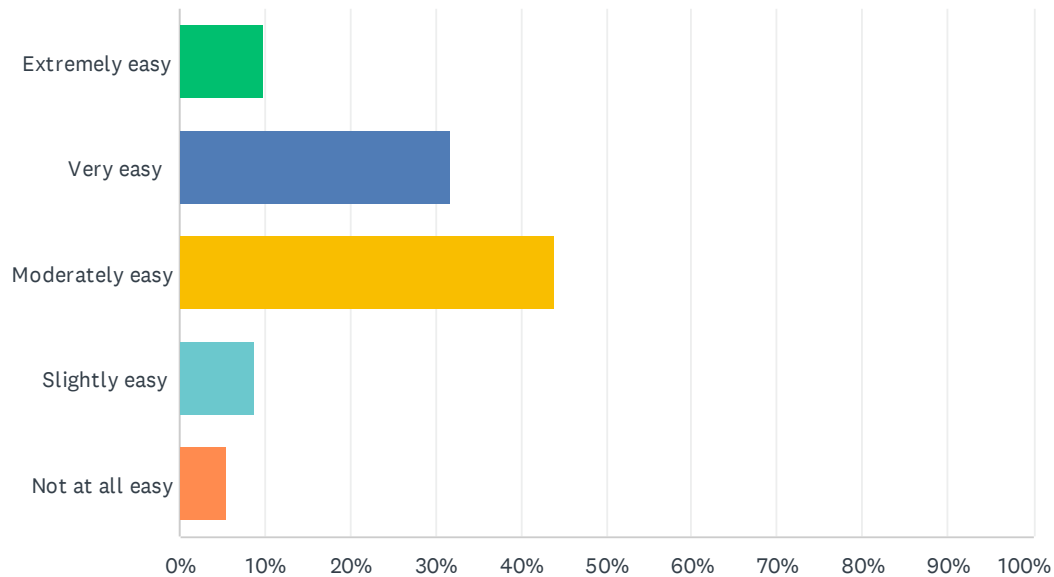
Answered: 1,385 Skipped: 127



ANSWER CHOICES	RESPONSES	
Latest news	39.35%	545
School lunch menus	38.84%	538
Calendar of events	67.22%	931
To access my child's school website	40.22%	557
To view current flyers	8.01%	111
To see current job openings	12.64%	175
To access Forms	18.34%	254
Student360 / SISK-12	48.81%	676
To see what is happening with the Board of Education	21.01%	291
Online meal payment	35.81%	496
District phone numbers/email addresses	29.53%	409
To see what is happening in a specific department	9.10%	126
School closings	15.88%	220
Total Respondents: 1,385		

Q10 How easy is it to find the information you are looking for on our website?

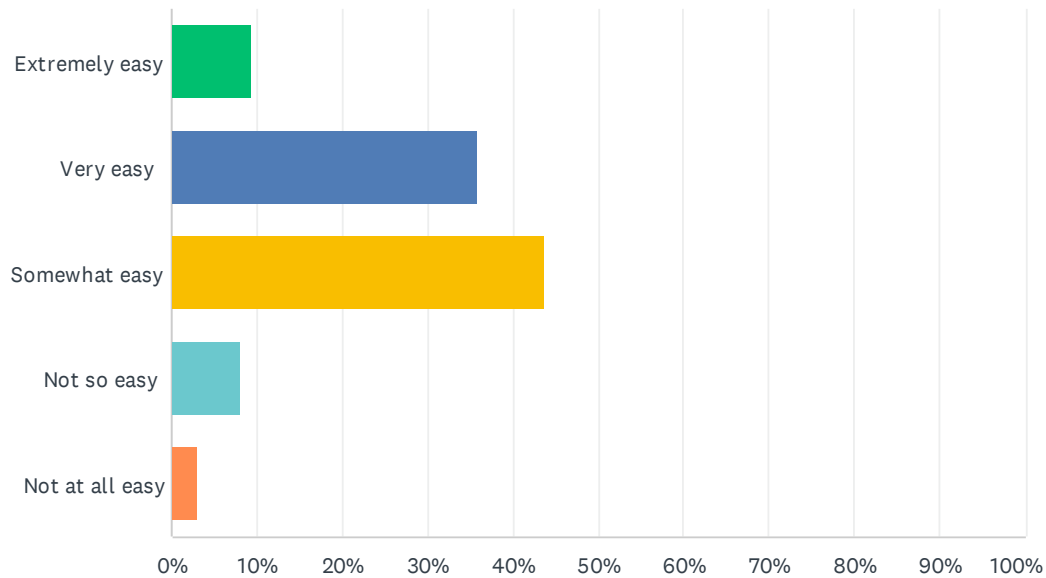
Answered: 1,415 Skipped: 97



ANSWER CHOICES	RESPONSES	
Extremely easy	9.89%	140
Very easy	31.87%	451
Moderately easy	43.96%	622
Slightly easy	8.69%	123
Not at all easy	5.58%	79
TOTAL		1,415

Q11 Does the website appear easy to navigate?

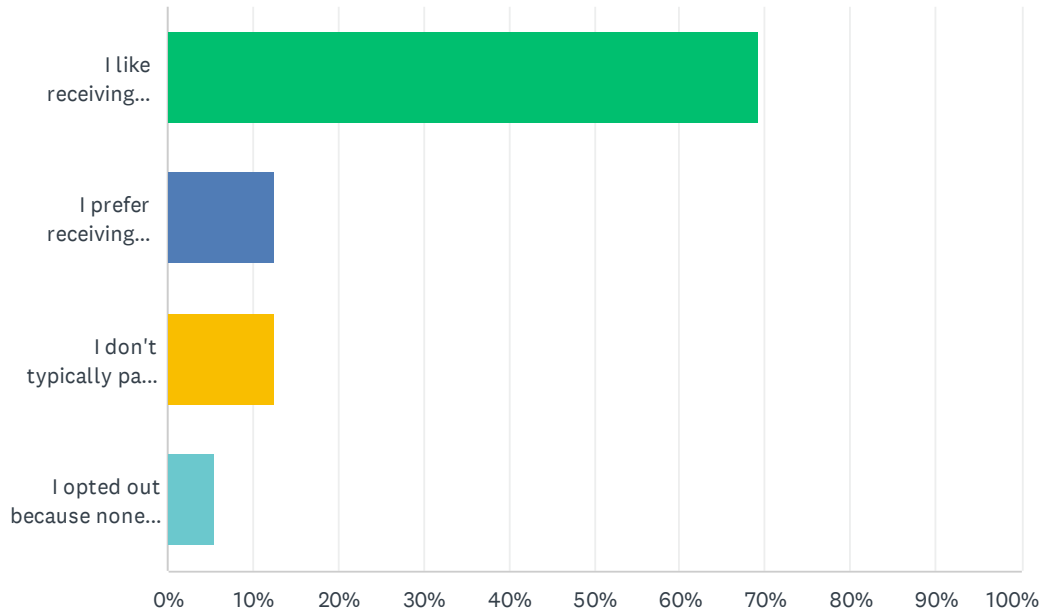
Answered: 1,415 Skipped: 97



ANSWER CHOICES		RESPONSES	
Extremely easy		9.33%	132
Very easy		35.90%	508
Somewhat easy		43.67%	618
Not so easy		8.06%	114
Not at all easy		3.04%	43
TOTAL			1,415

Q12 How do you feel about receiving school and community flyers via email?

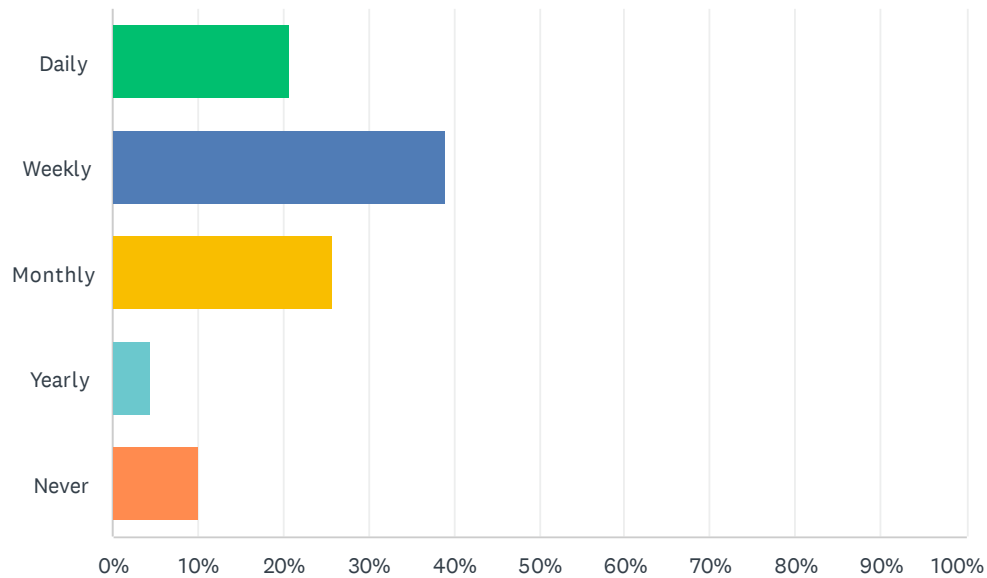
Answered: 1,398 Skipped: 114



ANSWER CHOICES	RESPONSES	
I like receiving flyers electronically via email	69.24%	968
I prefer receiving flyers as hard copies sent home with my child	12.66%	177
I don't typically pay attention to the emails but I like accessing the current flyers on the school website	12.59%	176
I opted out because none of the flyers that are sent are of interest to me or my child	5.51%	77
TOTAL		1,398

Q13 How often do you use the Student360 / SISK-12?

Answered: 1,425 Skipped: 87



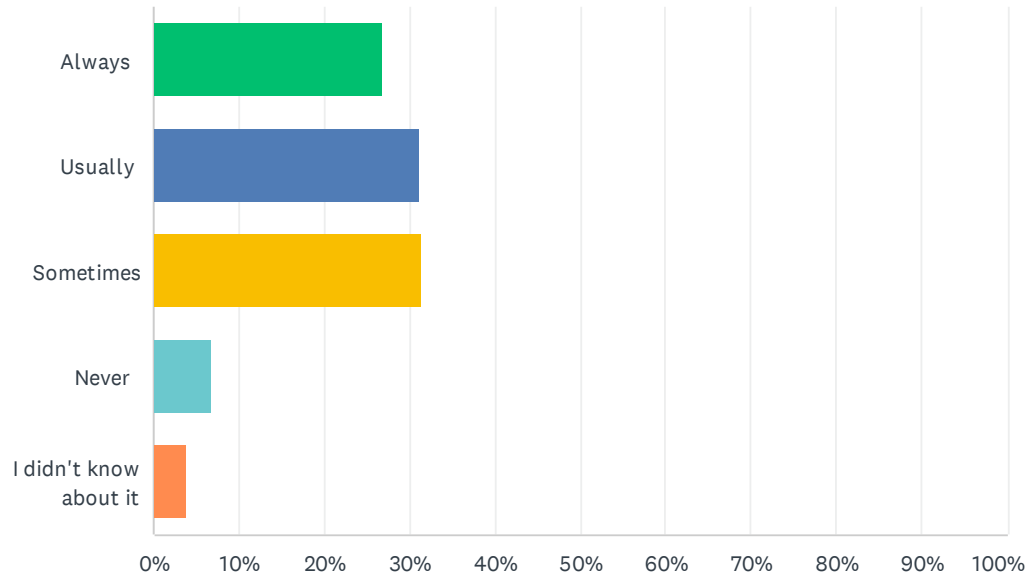
ANSWER CHOICES	RESPONSES	
Daily	20.63%	294
Weekly	39.09%	557
Monthly	25.82%	368
Yearly	4.42%	63
Never	10.04%	143
TOTAL		1,425

Q14 What could be done to improve the District website?

Answered: 240 Skipped: 1,272

Q15 We send Inside the WSD (eNews) out once a month and post it on our website. How often do you read Inside the WSD?

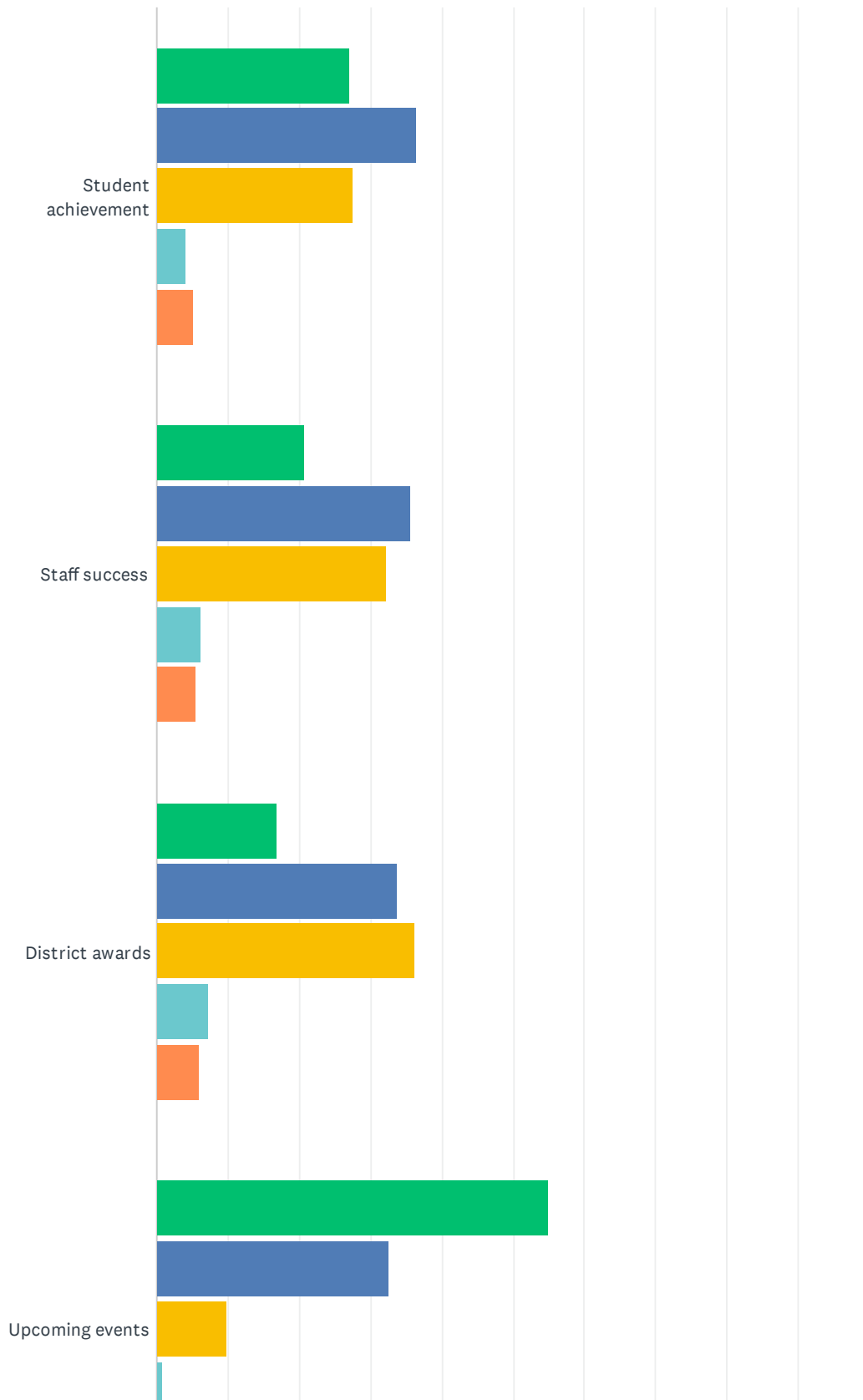
Answered: 1,345 Skipped: 167

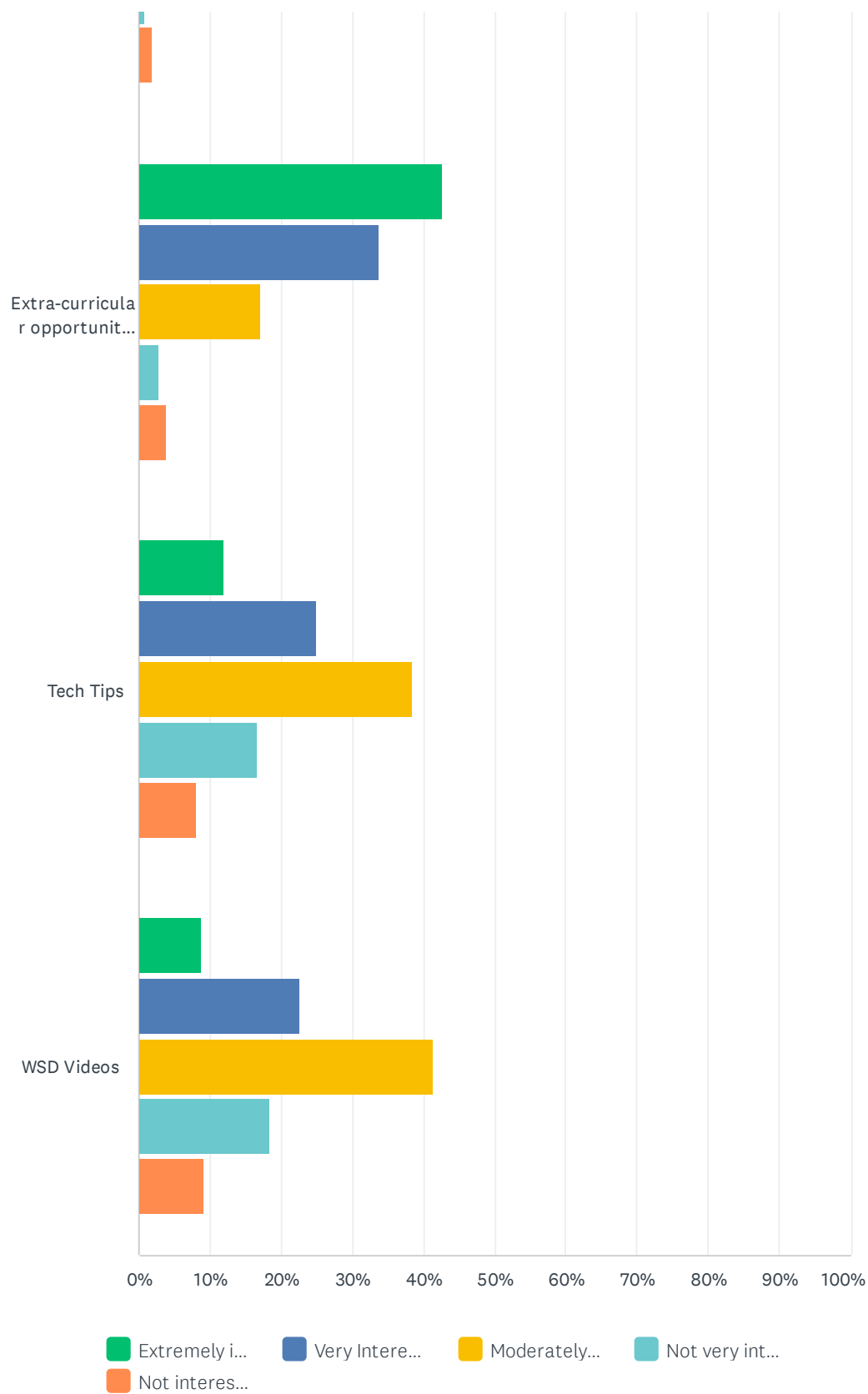


ANSWER CHOICES	RESPONSES	
Always	26.77%	360
Usually	31.23%	420
Sometimes	31.38%	422
Never	6.84%	92
I didn't know about it	3.79%	51
TOTAL		1,345

Q16 What types of stories would you like to see in the Inside the WSD?

Answered: 1,307 Skipped: 205

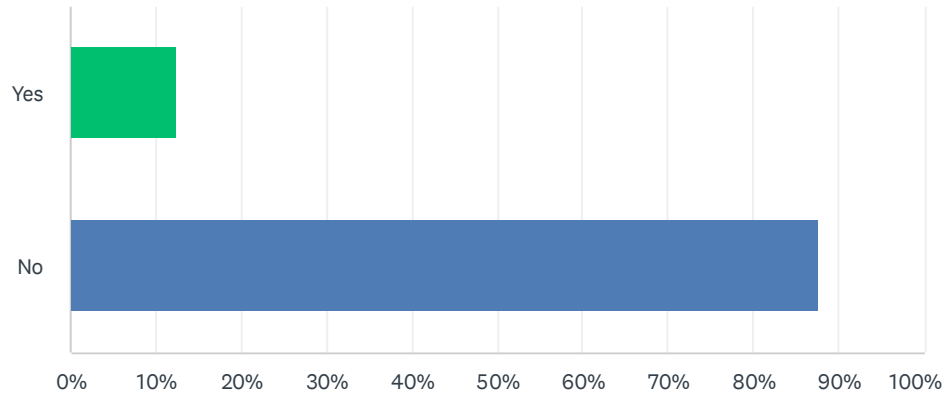




	EXTREMELY INTERESTED	VERY INTERESTED	MODERATELY INTERESTED	NOT VERY INTERESTED	NOT INTERESTED	TOTAL	WEIGHTED AVERAGE
Student achievement	27.01% 343	36.38% 462	27.56% 350	4.02% 51	5.04% 64	1,270	2.24
Staff success	20.74% 263	35.57% 451	32.10% 407	6.15% 78	5.44% 69	1,268	2.40
District awards	16.88% 210	33.76% 420	36.33% 452	7.15% 89	5.87% 73	1,244	2.51
Upcoming events	54.91% 710	32.56% 421	9.74% 126	0.93% 12	1.86% 24	1,293	1.62
Extra-curricular opportunities for students	42.64% 539	33.70% 426	17.01% 215	2.77% 35	3.88% 49	1,264	1.92
Tech Tips	11.88% 149	25.04% 314	38.28% 480	16.67% 209	8.13% 102	1,254	2.84
WSD Videos	8.76% 109	22.57% 281	41.29% 514	18.31% 228	9.08% 113	1,245	2.96

Q17 Did you know non-guardian community members can subscribe to receive Inside the WSD?

Answered: 1,317 Skipped: 195



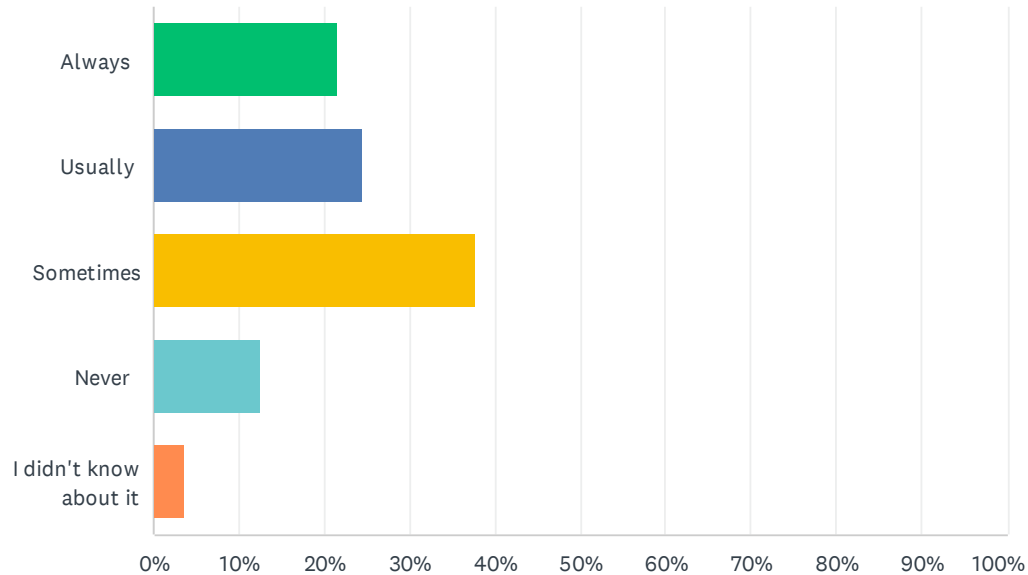
ANSWER CHOICES	RESPONSES	
Yes	12.45%	164
No	87.55%	1,153
TOTAL		1,317

Q18 What could be done to improve the Inside the WSD?

Answered: 108 Skipped: 1,404

Q19 Board Meeting Report is sent out following each Board Meeting. How often do you read Board Meeting Report?

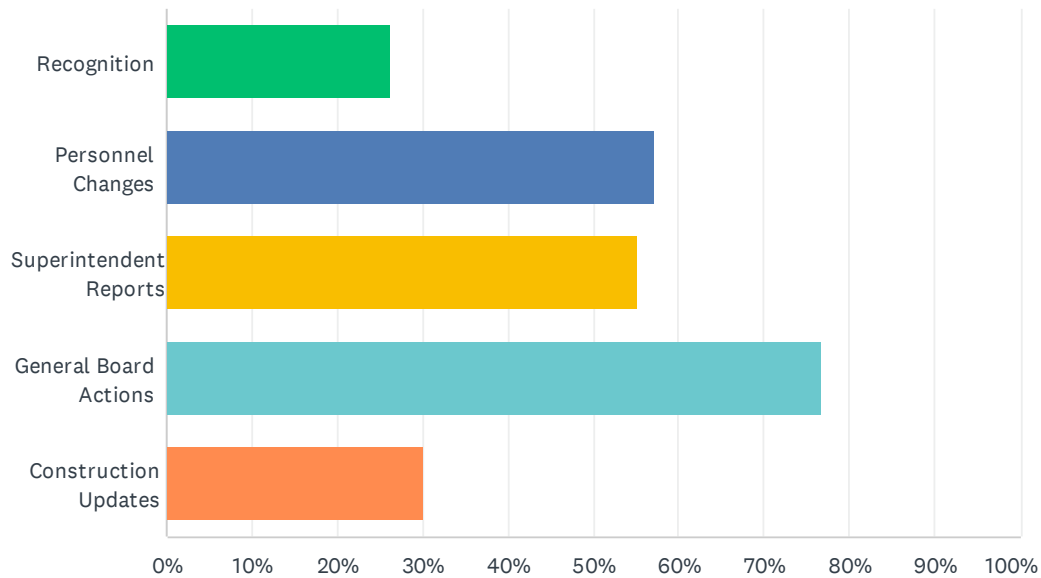
Answered: 1,334 Skipped: 178



ANSWER CHOICES	RESPONSES	
Always	21.44%	286
Usually	24.59%	328
Sometimes	37.78%	504
Never	12.67%	169
I didn't know about it	3.52%	47
TOTAL		1,334

Q20 What types of things do you look for in the Board Meeting Report?

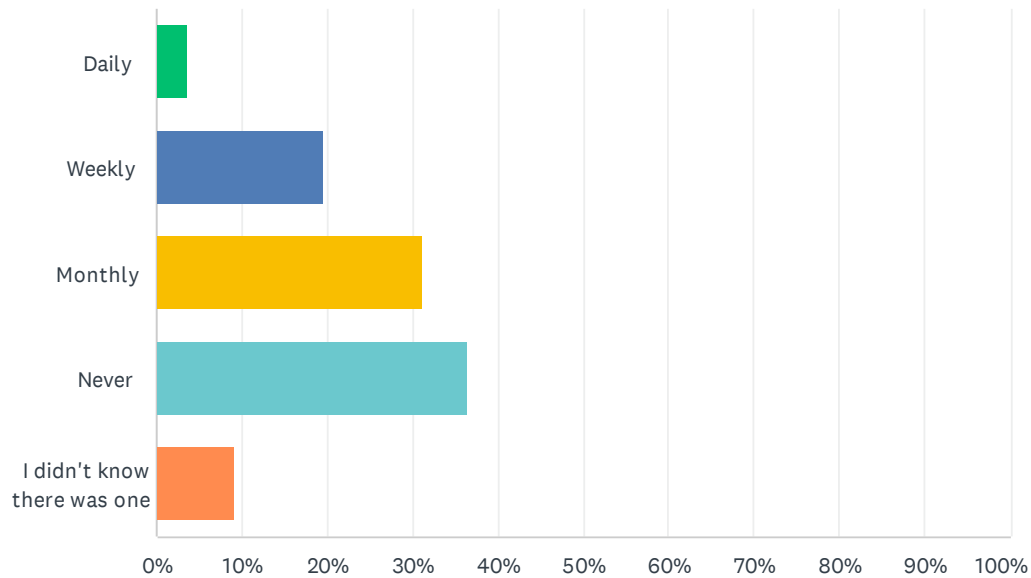
Answered: 1,048 Skipped: 464



ANSWER CHOICES	RESPONSES	
Recognition	26.15%	274
Personnel Changes	57.06%	598
Superintendent Reports	55.15%	578
General Board Actions	76.72%	804
Construction Updates	30.15%	316
Total Respondents: 1,048		

Q21 How often do you visit the District Facebook page?

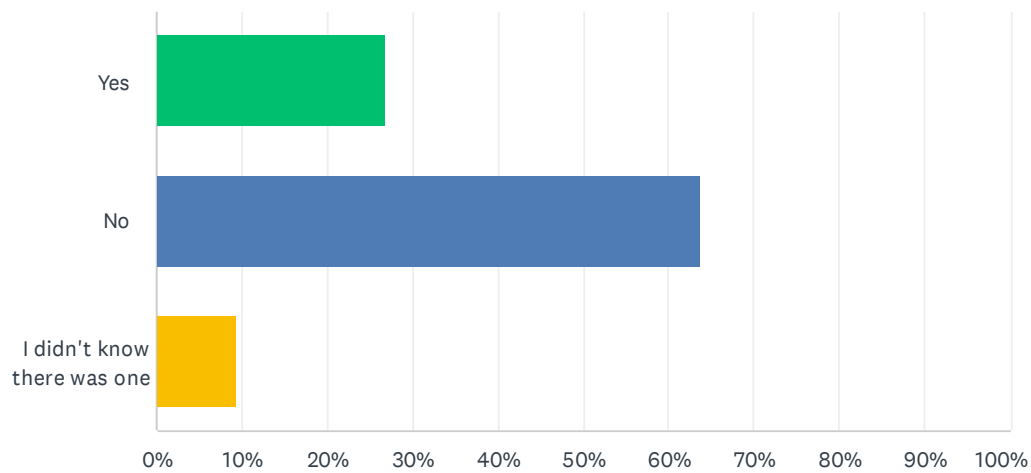
Answered: 1,331 Skipped: 181



ANSWER CHOICES	RESPONSES	
Daily	3.53%	47
Weekly	19.61%	261
Monthly	31.18%	415
Never	36.44%	485
I didn't know there was one	9.24%	123
TOTAL		1,331

Q22 Do you follow WSDinfo on Twitter?

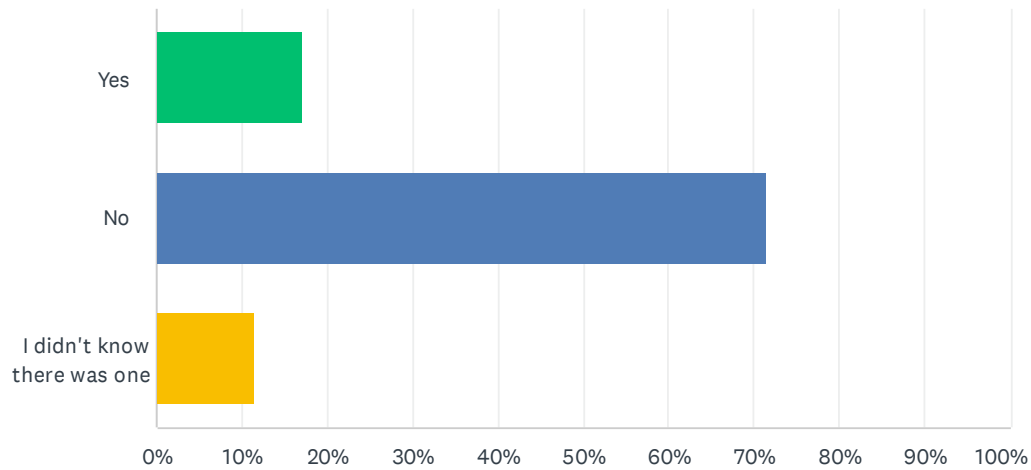
Answered: 1,330 Skipped: 182



ANSWER CHOICES	RESPONSES	
Yes	26.77%	356
No	63.83%	849
I didn't know there was one	9.40%	125
TOTAL		1,330

Q23 Do you follow WSD Superintendent Dr. Tormala on Twitter?

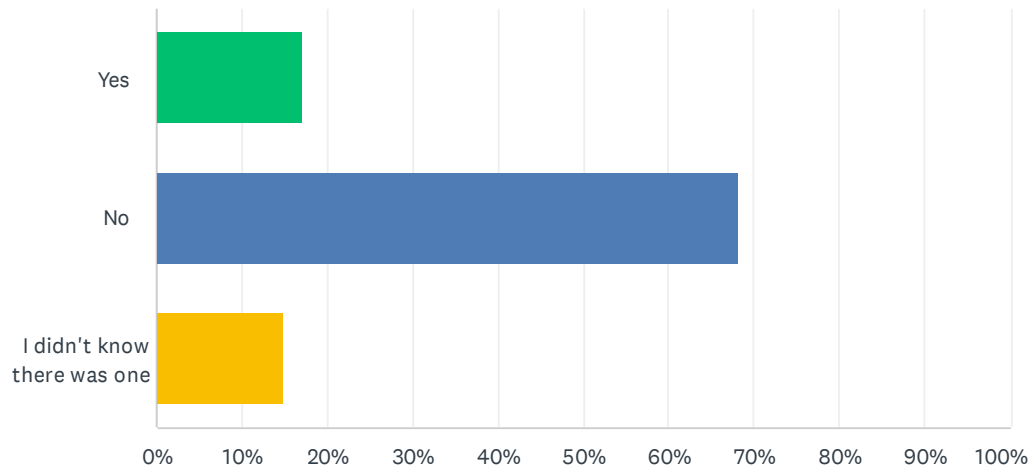
Answered: 1,331 Skipped: 181



ANSWER CHOICES	RESPONSES	
Yes	17.05%	227
No	71.45%	951
I didn't know there was one	11.50%	153
TOTAL		1,331

Q24 Do you follow WSDinfo on Instagram?

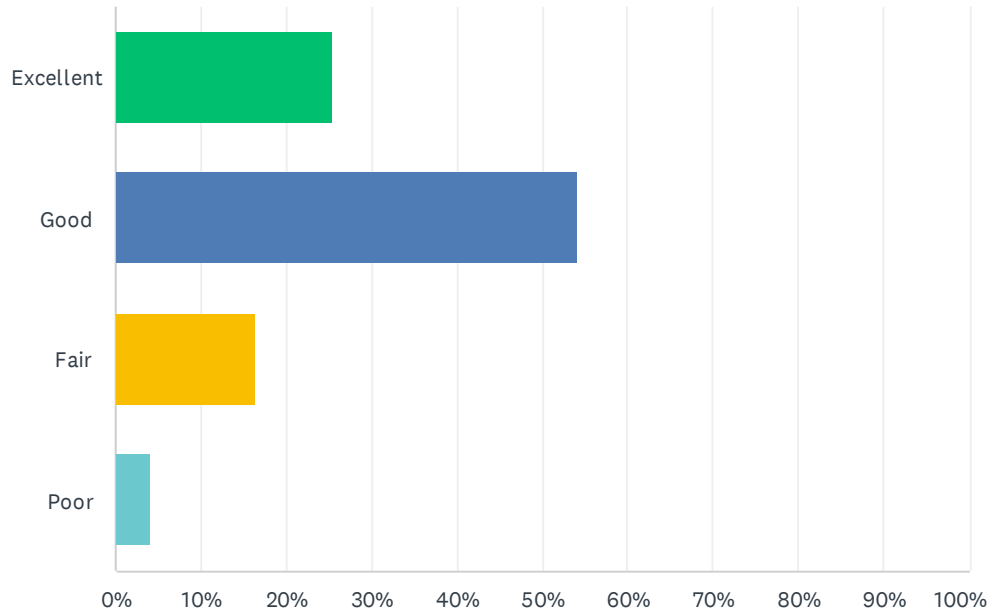
Answered: 1,329 Skipped: 183



ANSWER CHOICES	RESPONSES	
Yes	17.01%	226
No	68.17%	906
I didn't know there was one	14.82%	197
TOTAL		1,329

Q25 Overall how would you rate communication between the District and parents?

Answered: 1,302 Skipped: 210



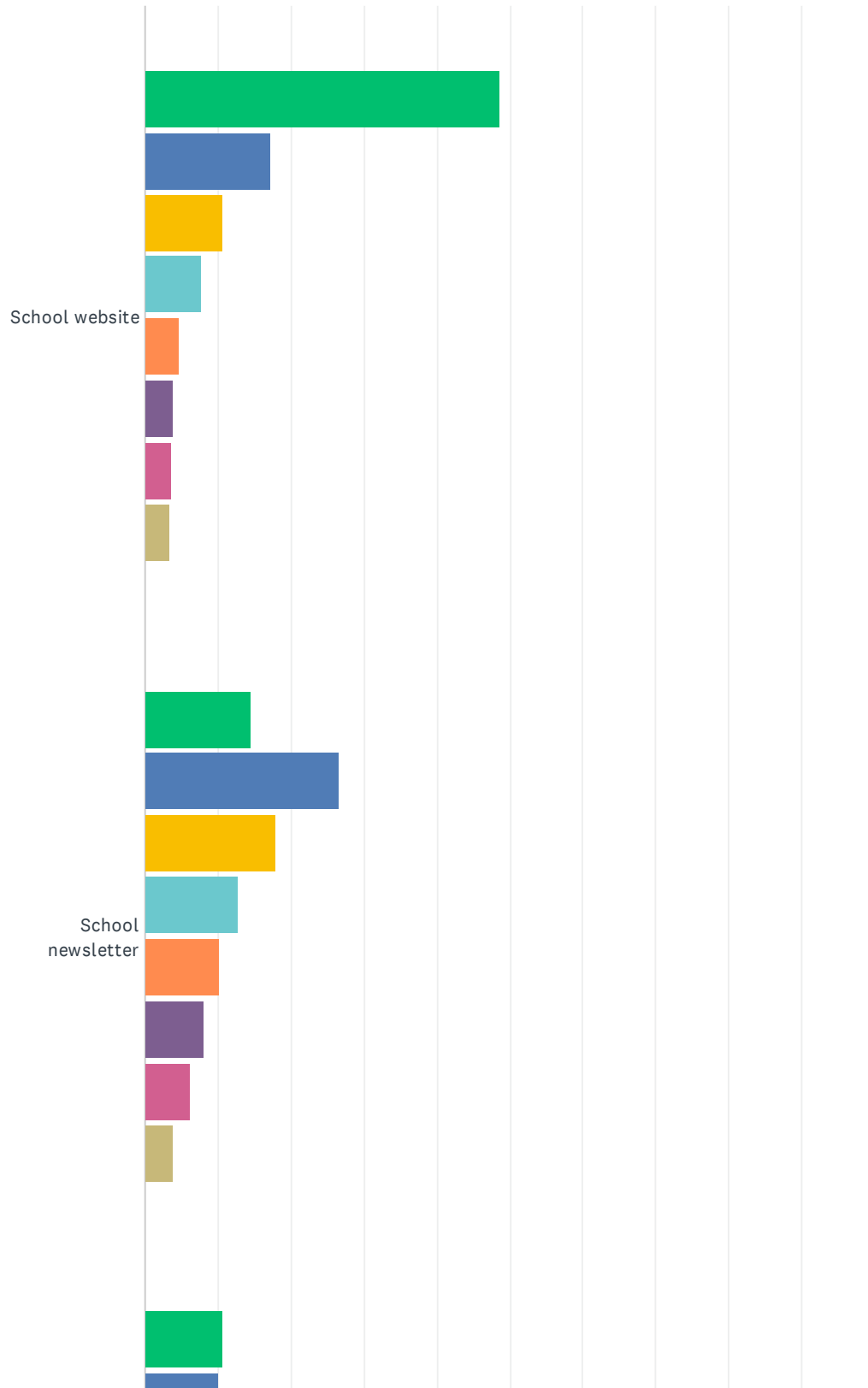
ANSWER CHOICES	RESPONSES	
Excellent	25.35%	330
Good	54.07%	704
Fair	16.44%	214
Poor	4.15%	54
TOTAL		1,302

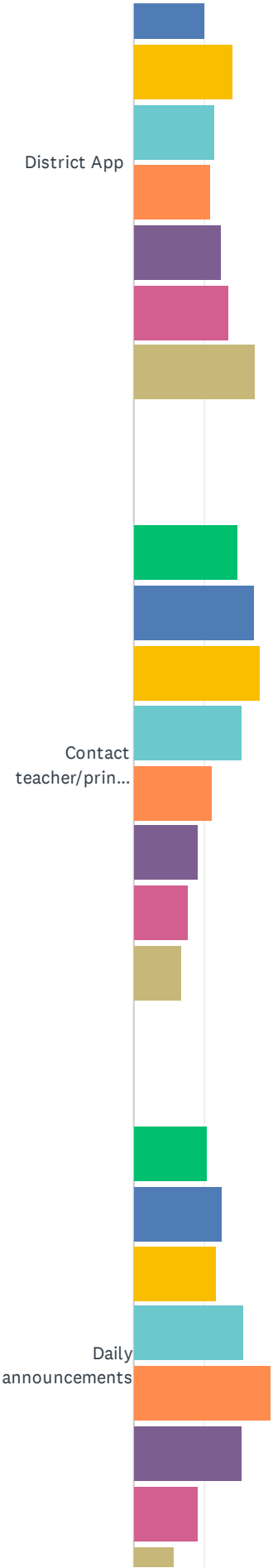
Q26 What could the District do to communicate more effectively?

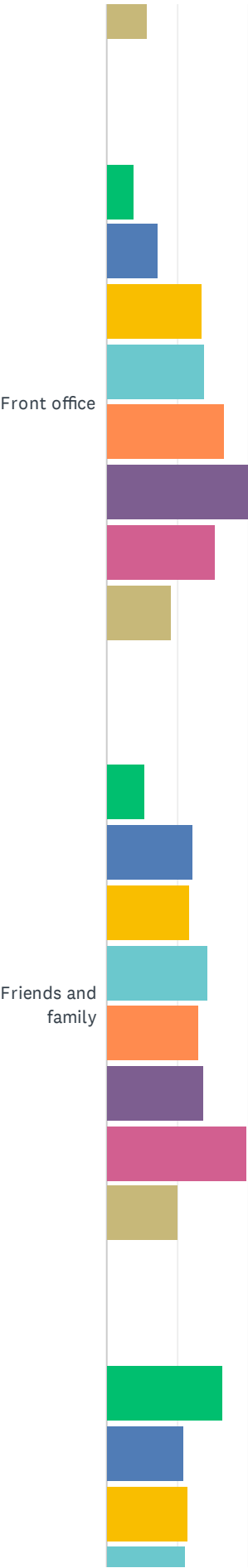
Answered: 202 Skipped: 1,310

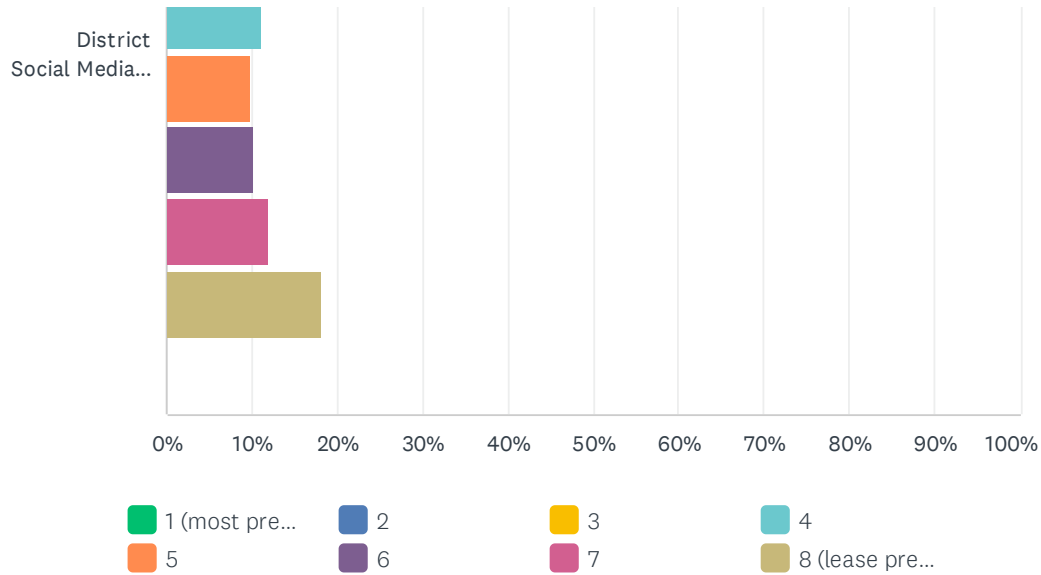
Q27 When looking for information about my child's school, I usually go to (please rank in order of preference):

Answered: 1,044 Skipped: 468





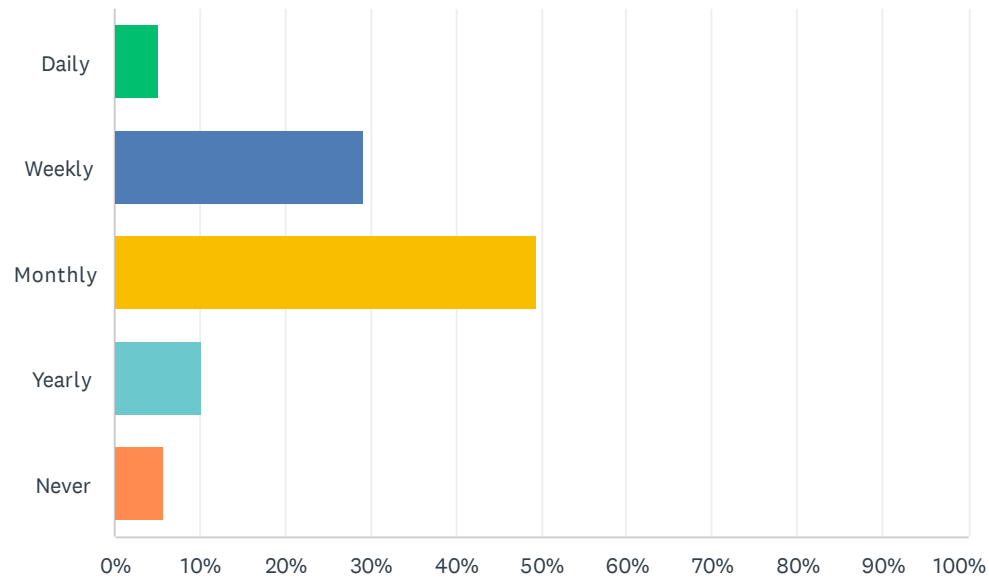




	1 (MOST PREFERRED)	2	3	4	5	6	7	8 (LEASE PREFERRED)	TOTAL	WEIGHTED AVERAGE
School website	48.63% 444	17.31% 158	10.73% 98	7.67% 70	4.60% 42	3.94% 36	3.61% 33	3.50% 32	913	
School newsletter	14.40% 108	26.67% 200	17.87% 134	12.80% 96	10.27% 77	8.13% 61	6.13% 46	3.73% 28	750	
District App	10.67% 72	9.93% 67	14.07% 95	11.41% 77	10.96% 74	12.30% 83	13.33% 90	17.33% 117	675	
Contact teacher/principal directly	14.79% 114	17.12% 132	17.90% 138	15.30% 118	11.15% 86	9.21% 71	7.65% 59	6.87% 53	771	
Daily announcements	10.37% 72	12.68% 88	11.82% 82	15.56% 108	19.31% 134	15.27% 106	9.22% 64	5.76% 40	694	
Front office	3.88% 27	7.34% 51	13.38% 93	13.81% 96	16.55% 115	20.43% 142	15.40% 107	9.21% 64	695	
Friends and family	5.41% 38	12.23% 86	11.66% 82	14.37% 101	12.94% 91	13.66% 96	19.77% 139	9.96% 70	703	
District Social Media (Facebook, Twitter, Instagram)	16.51% 124	10.79% 81	11.58% 87	11.19% 84	9.72% 73	10.25% 77	11.85% 89	18.11% 136	751	

Q28 How often do you visit the school's website?

Answered: 1,112 Skipped: 400



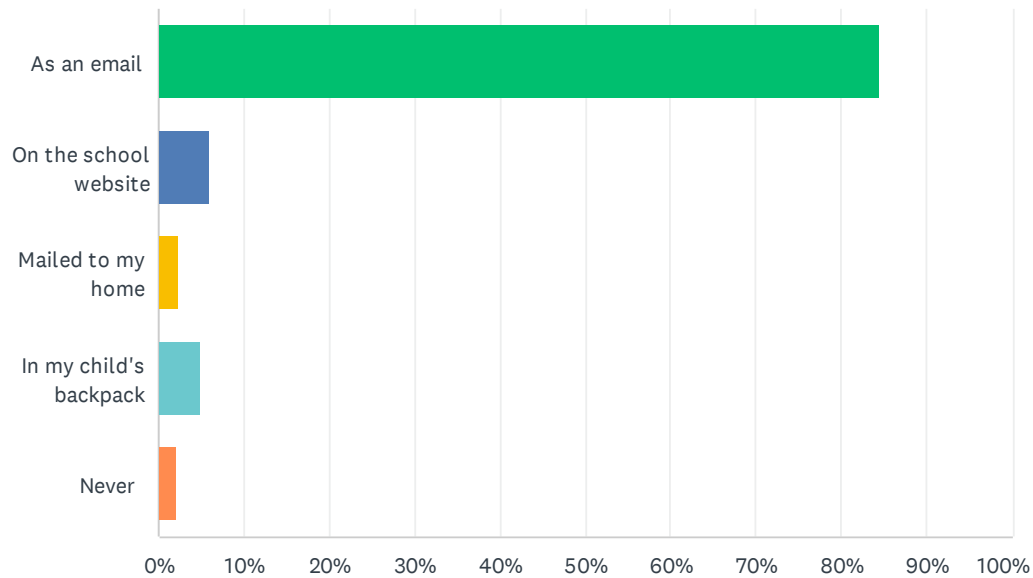
ANSWER CHOICES		RESPONSES	
Daily		5.04%	56
Weekly		29.32%	326
Monthly		49.55%	551
Yearly		10.25%	114
Never		5.85%	65
TOTAL			1,112

Q29 What could be done to improve the school website?

Answered: 127 Skipped: 1,385

Q30 I prefer to receive the school newsletter:

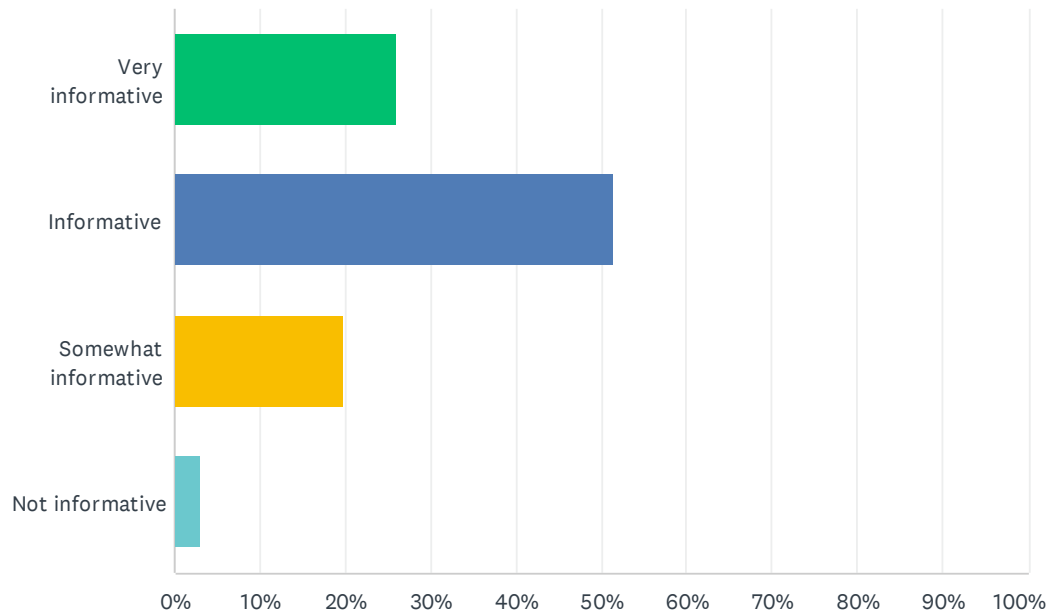
Answered: 1,105 Skipped: 407



ANSWER CHOICES	RESPONSES	
As an email	84.52%	934
On the school website	6.06%	67
Mailed to my home	2.35%	26
In my child's backpack	4.98%	55
Never	2.08%	23
TOTAL		1,105

Q31 Generally, the school newsletter is:

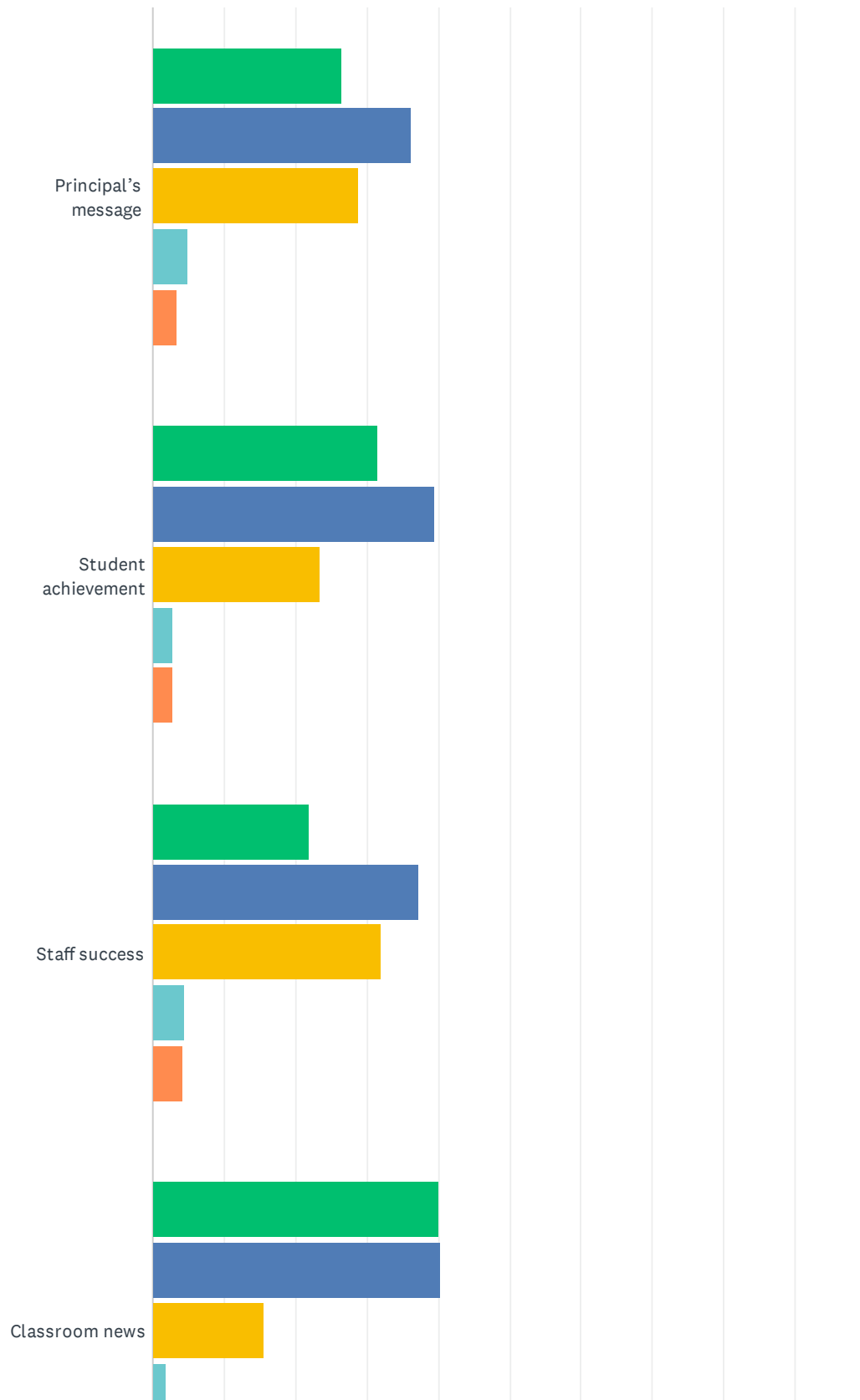
Answered: 1,084 Skipped: 428

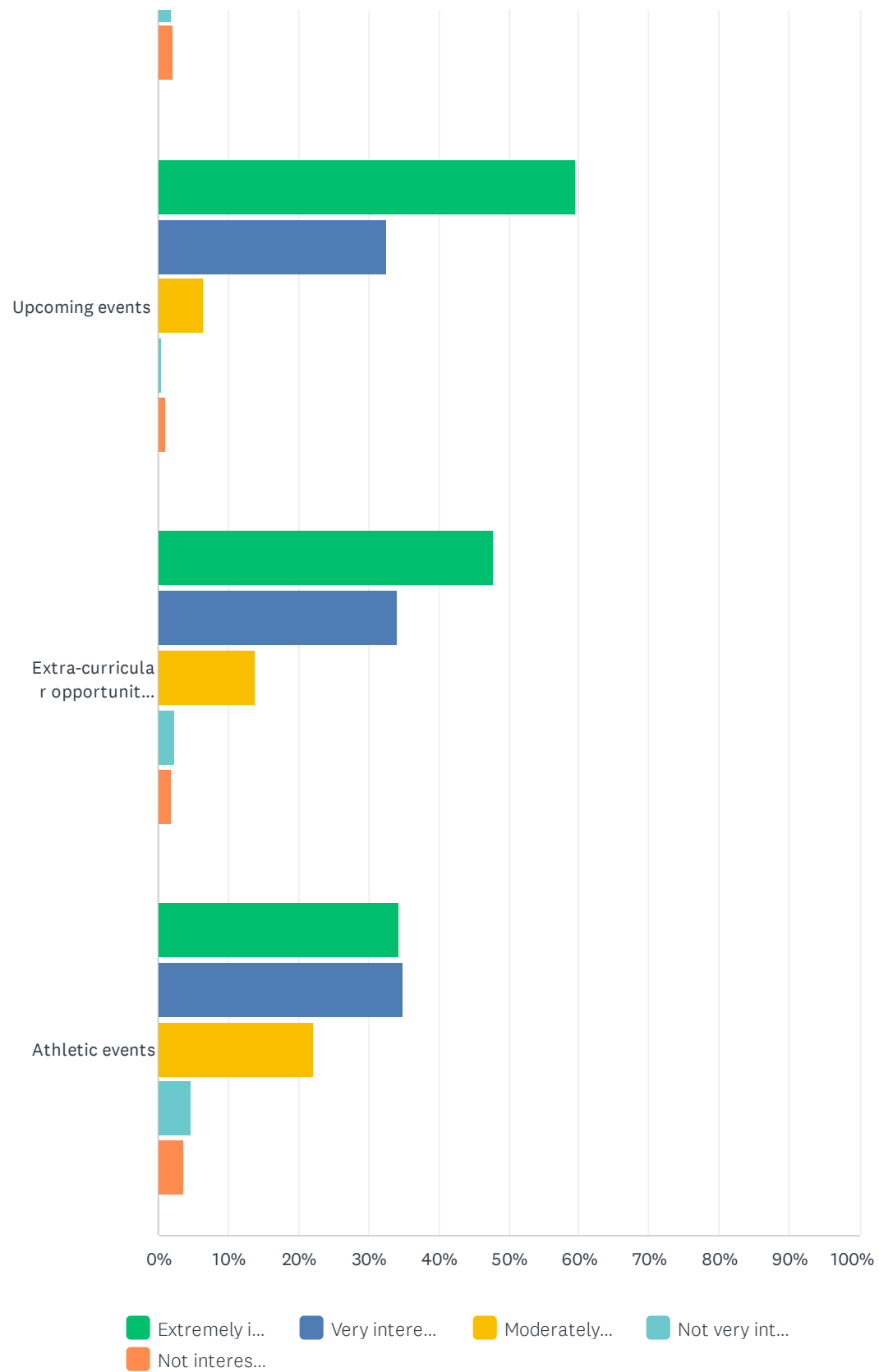


ANSWER CHOICES	RESPONSES	
Very informative	25.92%	281
Informative	51.29%	556
Somewhat informative	19.83%	215
Not informative	2.95%	32
TOTAL		1,084

Q32 What types of stories interest you in the school newsletter?

Answered: 1,081 Skipped: 431

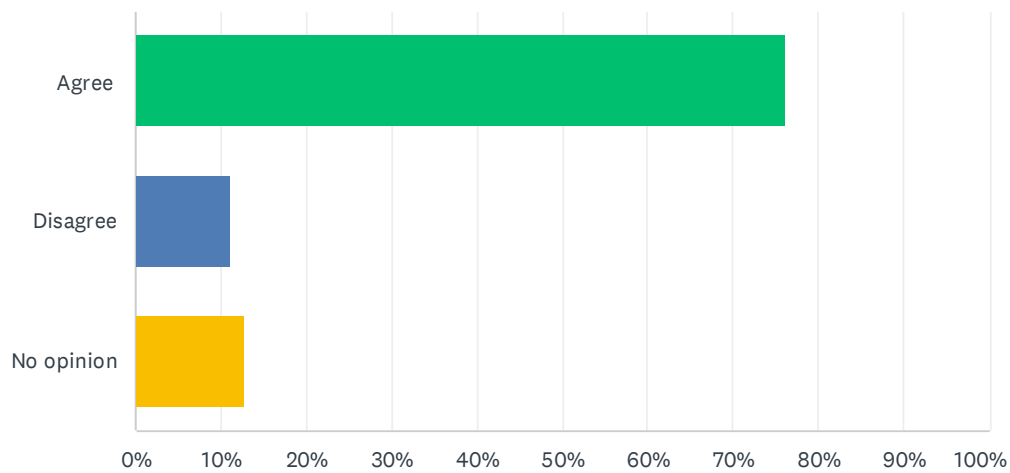




	EXTREMELY INTERESTED	VERY INTERESTED	MODERATELY INTERESTED	NOT VERY INTERESTED	NOT INTERESTED	TOTAL	WEIGHTED AVERAGE
Principal's message	26.44% 275	36.35% 378	28.85% 300	4.90% 51	3.46% 36	1,040	2.23
Student achievement	31.46% 325	39.40% 407	23.52% 243	2.81% 29	2.81% 29	1,033	2.06
Staff success	22.00% 227	37.21% 384	31.98% 330	4.55% 47	4.26% 44	1,032	2.32
Classroom news	40.15% 420	40.25% 421	15.49% 162	2.01% 21	2.10% 22	1,046	1.86
Upcoming events	59.40% 638	32.59% 350	6.42% 69	0.47% 5	1.12% 12	1,074	1.51
Extra-curricular opportunities for students	47.77% 503	34.09% 359	13.87% 146	2.37% 25	1.90% 20	1,053	1.77
Athletic events	34.38% 360	35.05% 367	22.25% 233	4.58% 48	3.72% 39	1,047	2.08

Q33 I am informed about what is going on at my child's school.

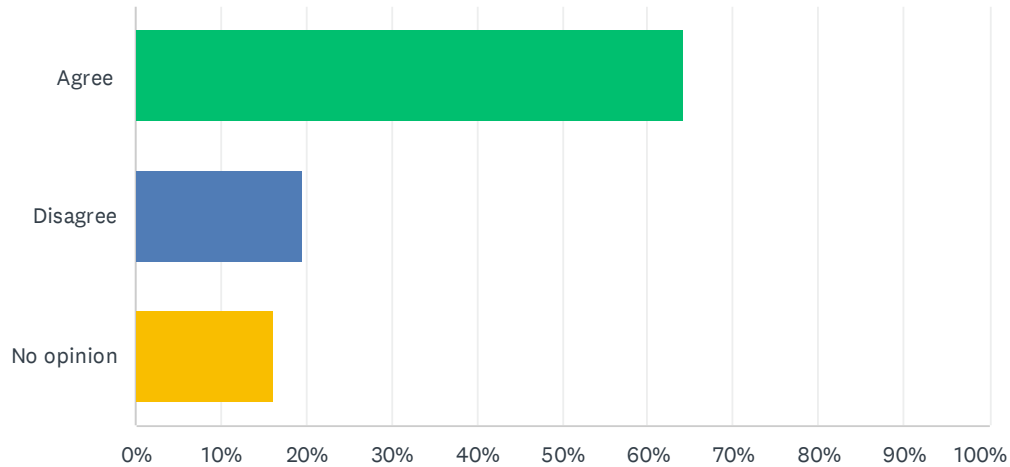
Answered: 1,095 Skipped: 417



ANSWER CHOICES	RESPONSES	
Agree	76.07%	833
Disagree	11.05%	121
No opinion	12.88%	141
TOTAL		1,095

Q34 My child's school clearly communicates student academic progress to me.

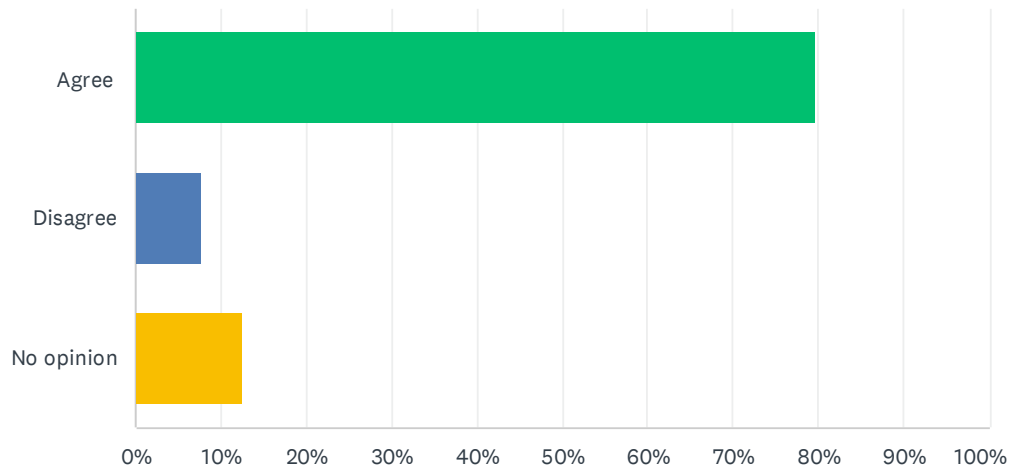
Answered: 1,090 Skipped: 422



ANSWER CHOICES	RESPONSES	
Agree	64.22%	700
Disagree	19.54%	213
No opinion	16.24%	177
TOTAL		1,090

Q35 Teachers respond to my questions and concerns in a timely manner.

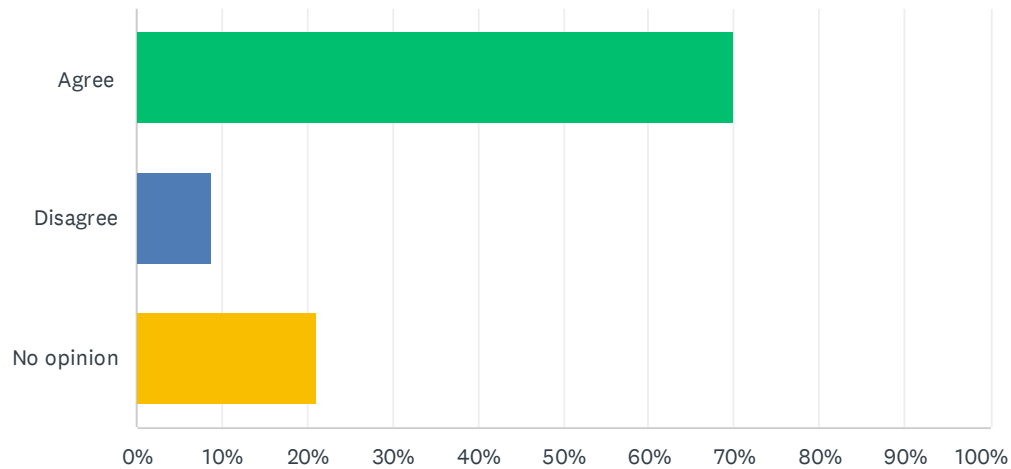
Answered: 1,097 Skipped: 415



ANSWER CHOICES	RESPONSES	
Agree	79.67%	874
Disagree	7.66%	84
No opinion	12.67%	139
TOTAL		1,097

Q36 School administrators respond to my questions and concerns in a timely manner.

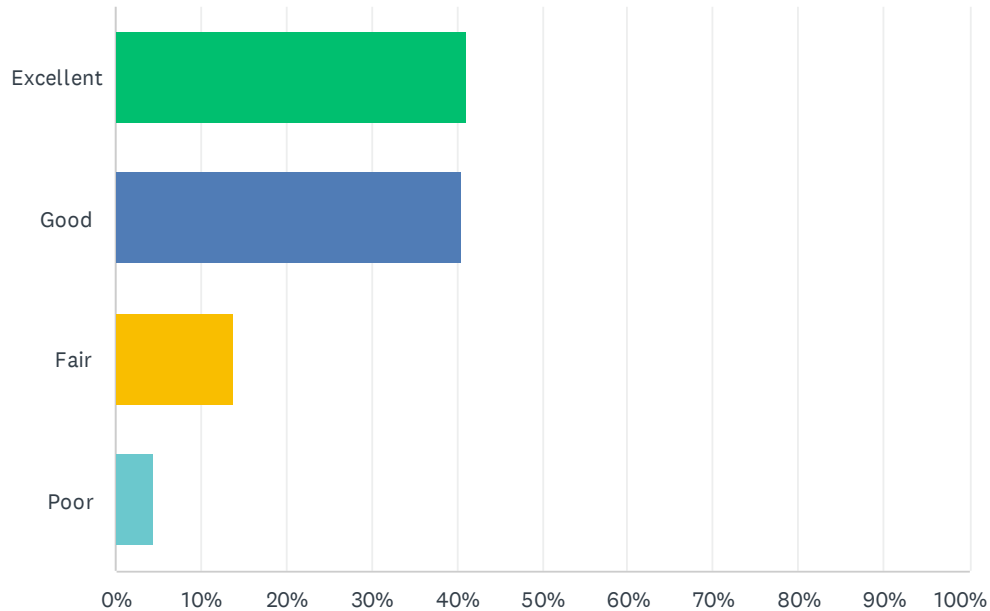
Answered: 1,088 Skipped: 424



ANSWER CHOICES	RESPONSES	
Agree	70.04%	762
Disagree	8.82%	96
No opinion	21.14%	230
TOTAL		1,088

Q37 Overall how would you rate communication between your school and parents?

Answered: 1,076 Skipped: 436



ANSWER CHOICES	RESPONSES	
Excellent	41.17%	443
Good	40.61%	437
Fair	13.75%	148
Poor	4.46%	48
TOTAL		1,076

Q38 What could your school do to communicate more effectively?

Answered: 178 Skipped: 1,334